



LIFE IS FOR SHARING.

Makedonski Telekom AD - Skopje

Financial Statements

For the year ended

31 December 2014

With the Report of the Auditor Thereon

Contents

Independent Auditor's Report

Financial statements

Statement of financial position	1
Statement of comprehensive income	2
Statement of cash flows	3
Statement of changes in equity	4
Notes to the financial statements	5



Independent auditor's report

To the Board of Directors and Shareholders of Makedonski Telekom AD - Skopje

We have audited the accompanying standalone financial statements of Makedonski Telekom AD – Skopje, which comprise the statement of financial position as of 31 December 2014 and the statement of comprehensive income, statement of changes in equity and cash flows for the year then ended, and notes, comprising a summary of significant accounting policies and other explanatory information.

Management's responsibility for the standalone financial statements

Management is responsible for the preparation and fair presentation of these standalone financial statements in accordance with Accounting Standards applicable in Republic of Macedonia and for such internal control as management determines is necessary to enable the preparation of standalone financial statements that are free from material misstatement, whether due to fraud or error.

Auditor's responsibility

Our responsibility is to express an opinion on these standalone financial statements based on our audit. We conducted our audit in accordance with International Standards on Auditing. Those Standards require that we comply with ethical requirements and plan and perform the audit to obtain reasonable assurance whether the standalone financial statements are free from material misstatement.

An audit involves performing procedures to obtain audit evidence about the amounts and disclosures in the standalone financial statements. The procedures selected depend on the auditor's judgment, including the assessment of the risks of material misstatement of the standalone financial statements, whether due to fraud or error. In making those risk assessments, the auditor considers internal control relevant to the entity's preparation and fair presentation of the standalone financial statements in order to design audit procedures that are appropriate in the circumstances, but not for the purpose of expressing an opinion on the effectiveness of the entity's internal control.

An audit also includes evaluating the appropriateness of accounting policies used and the reasonableness of accounting estimates made by management, as well as evaluating the overall presentation of the standalone financial statements.

We believe that the audit evidence we have obtained is sufficient and appropriate to provide a basis for our audit opinion.



Opinion


In our opinion, the accompanying standalone financial statements presents fairly, in all material respects, the financial position of Makedonski Telekom AD - Skopje as of 31 December 2014, and of its financial performance and its cash flows for the year than ended in accordance with Accounting Standards applicable in Republic of Macedonia.

Report on Other Legal and Regulatory Requirements


Annual Report prepared by the Management in accordance with the requirement of the Company Law, article 384.

Management is responsible for the preparation of the Annual Accounts and Annual Report of Makedonski Telekom AD - Skopje, which are approved by the Board of Directors of the Company.

As required by the Audit Law, we report that the historical information presented in the Annual Report prepared by the Management of Makedonski Telekom AD – Skopje in accordance with article 384 of the Company Law is consistent, in all material respects, with the financial information presented in the Annual Accounts and audited Financial Statements of Makedonski Telekom AD – Skopje, as of and for the year ended 31 December 2014.


Ljube Gjorgjievski
General Manager




Ljube Gjorgjievski
Certified Auditor


PRICEWATERHOUSECOOPERS REVIZIJA DOO Skopje

Skopje, 16 February 2015


Statement of financial position

In thousands of denars	Note	As at 31 December	
		2014	2013
Assets			
Current assets			
Cash and cash equivalents	5	742,130	782,696
Deposits with banks	6	327,888	430,607
Trade and other receivables	7	2,015,548	2,051,802
Other taxes receivable	8	8,748	7,780
Inventories	9	120,801	139,363
Total current assets		3,215,115	3,412,248
Assets held for sale	10	145,343	11,265
Non-current assets			
Property, plant and equipment	11	9,408,490	10,165,906
Advances for property, plant and equipment		928	2,657
Intangible assets	12	806,796	672,011
Investment in subsidiaries	13	2,797,591	2,797,591
Trade and other receivables	7	296,870	321,254
Financial assets at fair value through profit and loss		44,549	43,762
Total non-current assets		13,355,224	14,003,181
Total assets		16,715,682	17,426,694
Liabilities			
Current liabilities			
Trade and other payables	14	2,091,076	2,530,551
Other taxes payable	8	26,629	20,322
Income tax payable		29,163	44,613
Provision for other liabilities and charges	15	50,691	47,661
Total current liabilities		2,197,559	2,643,147
Non-current liabilities			
Trade and other payables	14	416,435	502,874
Provision for other liabilities and charges	15	44,256	41,460
Total non-current liabilities		460,691	544,334
Total liabilities		2,658,250	3,187,481
Equity			
Share capital		9,583,888	9,583,888
Share premium		540,659	540,659
Treasury shares		(3,738,358)	(3,738,358)
Statutory reserves		958,389	958,389
Revaluation reserves		872,842	872,863
Other reserves		22,291	22,291
Retained earnings		5,817,721	5,999,481
Total equity	16	14,057,432	14,239,213
Total equity and liabilities		16,715,682	17,426,694


These financial statements were authorized for issue on 16 February 2015 by the Management of Makedonski Telekom AD - Skopje, and are subject to review and approval by the Board of Directors on 26 February 2015 and by the shareholders on date that will be subsequently agreed.



Andreas Maierhofer
Chief Executive Officer



Slavko Projkovski
Chief Financial Officer



Goran Tilovski
Accounting and Tax Director
Certified Accountant
Reg. No. 11-2504/2

Statement of comprehensive income

In thousands of denars	Note	Year ended 31 December	
		2014	2013
Revenues	17	6,057,329	6,699,431
Depreciation and amortization		(1,650,846)	(1,599,199)
Personnel expenses	18	(894,045)	(1,329,809)
Payments to other network operators		(1,091,279)	(1,541,248)
Other operating expenses	19	(1,886,743)	(1,978,764)
Operating expenses		<u>(5,522,913)</u>	<u>(6,449,020)</u>
Other operating income	20	<u>25,323</u>	<u>57,535</u>
Operating profit		559,739	307,946
Finance expenses	21	(52,763)	(70,346)
Finance income	22	<u>2,094,839</u>	<u>2,524,352</u>
Finance income - net		<u>2,042,076</u>	<u>2,454,006</u>
Profit before income tax		2,601,815	2,761,952
Income tax expense	23	<u>(338,958)</u>	<u>(45,699)</u>
Profit for the year		<u>2,262,857</u>	<u>2,716,253</u>
Total comprehensive income for the year		<u>2,262,857</u>	<u>2,716,253</u>
Earnings per share (EPS) information:			
Basic and diluted earnings per share (in denars)		<u>26.23</u>	<u>31.49</u>

Statement of cash flows

In thousands of denars	Note	Year ended 31 December	
		2014	2013
Operating activities			
Profit before tax		2,601,815	2,761,952
Adjustments for:			
Depreciation and amortization		1,650,846	1,599,199
Write down of inventories to net realizable value	19	245	44
Fair value (gain)/losses on financial assets	22/21	(794)	7,073
Impairment on trade and other receivables	19	12,224	27,753
Net increase/(release) of provisions	15	19,270	(2,018)
Net gain on disposal of property, plant and equipment	20	(9,215)	(19,650)
Dividend income	22	(2,079,207)	(2,464,210)
Interest expense	21	43,460	54,121
Interest income	22	(14,838)	(56,594)
Effect of foreign exchange rate changes on cash and cash equivalents		614	1,216
Cash generated from operations before changes in working capital		2,224,420	1,908,886
Decrease in inventories		18,316	39,035
Decrease/(increase) in receivables		41,406	(172,314)
Decrease in payables		(110,394)	(46,078)
Cash generated from operations		2,173,748	1,729,529
Interest paid		(42,108)	(52,397)
Taxes (paid)/received		(354,408)	2,036
Cash flows generated from operating activities		1,777,232	1,679,168
Investing activities			
Acquisition of property, plant and equipment		(1,024,512)	(1,729,321)
Acquisition of intangible assets		(411,684)	(48,439)
Loans collected		6,047	22,201
Deposits collected from banks		430,580	4,265,828
Deposits placed with banks		(327,130)	(430,580)
Dividends received		2,079,207	2,464,210
Proceeds from sale of property, plant and equipment		48,404	55,545
Interest received		14,107	57,049
Cash flows generated from investing activities		815,019	4,656,493
Financing activities			
Dividends paid		(2,444,638)	(5,646,607)
Payments of other financial liabilities		(187,565)	(143,016)
Cash flows used in financing activities		(2,632,203)	(5,789,623)
Net (decrease)/increase in cash and cash equivalents		(39,952)	546,038
Cash and cash equivalents at 1 January		782,696	237,874
Effect of foreign exchange rate changes on cash and cash equivalents		(614)	(1,216)
Cash and cash equivalents at 31 December	5	742,130	782,696

Statement of changes in equity

In thousands of denars	Note	Share capital	Share premium	Treasury shares	Statutory reserve	Revaluation reserves	Other reserves	Retained earnings	Total
Balance at 1 January 2013		9,583,888	540,659	(3,738,358)	1,916,777	873,088	22,291	7,971,222	17,169,567
Total comprehensive income for the year		-	-	-	-	-	-	2,716,253	2,716,253
Transaction with owners in their capacity of owners (dividends paid)		-	-	-	-	-	-	(5,646,607)	(5,646,607)
Transfer (see note 2.12 and 2.13)		-	-	-	(958,388)	(225)	-	958,613	-
Balance at 31 December 2013	16	9,583,888	540,659	(3,738,358)	958,389	872,863	22,291	5,999,481	14,239,213
Balance at 1 January 2014		9,583,888	540,659	(3,738,358)	958,389	872,863	22,291	5,999,481	14,239,213
Total comprehensive income for the year		-	-	-	-	-	-	2,262,857	2,262,857
Transaction with owners in their capacity of owners (dividends paid)		-	-	-	-	-	-	(2,444,638)	(2,444,638)
Transfer (see note 2.13)		-	-	-	-	(21)	-	21	-
Balance at 31 December 2014	16	9,583,888	540,659	(3,738,358)	958,389	872,842	22,291	5,817,721	14,057,432

Notes to the financial statements

1. GENERAL INFORMATION

1.1. About the Company

These financial statements relate to Makedonski Telekom AD - Skopje, (hereinafter referred as: "the Company") a joint stock company incorporated and domiciled in the Republic of Macedonia.

The Company's immediate parent company is AD Stonebridge Communications – Skopje, solely owned by Magyar Telekom Plc. registered in Hungary. AD Stonebridge Communications – Skopje was under voluntary liquidation by the end of 2013 and from January 2014 its status has changed and is no longer under liquidation procedure. The ultimate parent company is Deutsche Telekom AG registered in Federal Republic of Germany.

The Company is the leading fixed line service provider in Macedonia.

In January 2014 the Company successfully completed the All IP Transformation Project and the last customer on the public switched telephone network (PSTN) was migrated to IP Multimedia Subsystem (IMS) platform. The IMS platform enables the use of different advanced and innovative services in the fixed telephony.

As of June 2013 the Company is listed on the Macedonian Stock exchange (MSE) in the mandatory listing segment and it is reporting towards the MSE, as per the changes in the Law on Securities in 2013. In accordance with the MSE listing rules the Company has permanent disclosure obligations related to the business and capital, significant changes in the financial position, the dividend calendar, changes of the free float ratio (if it falls below 1%) and changes of the major shareholdings above 5%. In addition, the Company has specific disclosure obligations comprising of various financial information, including different financial reports (quarterly, semi-annual and annual), as well as public announcement for convening Shareholders Assembly (SA), all modifications and amendments made to the SA agenda and publication of certain adopted SA resolutions. Before June 2013, the Company was reporting towards the Macedonian Securities and Exchange Commission as a Joint Stock Company with special reporting obligations.

The Company's registered address is "Kej 13 Noemvri" No 6, 1000, Skopje, Republic of Macedonia. The average number of employees based on the working hours during 2014 was 1,048 (2013: 1,165).

1.2. Regulation environment

The Macedonian telecommunications sector is regulated by the Electronic Communications Law (ECL) enacted in March 2014 (Official Gazette No. 39 from 28 February 2014) as primary legislation and rulebooks as secondary legislation. On 19 December 2014 in Official Gazette of RoM, No. 188, amendments of ECL were enacted.

All secondary legislation has to be amended according to the new ECL until 1 December 2014. Some of the existing Rulebooks were amended by the Agency relating to:

- retail price regulation;
- determination of calculation method for number and frequency usage and annual fees;
- assignment of numbers and series of numbers from the numbering and frequency plan;
- numbering plan;
- number portability;
- general terms and conditions in customer relations;
- building of electronic communications network -"including underground cabling";
- Bit-stream access services and resale of Bit-stream service;
- condition for use of the unique emergency number E-112;
- universal service and functional broadband access;
- interconnection;
- unbundling of local loop;
- access to specific network facilities;

Notes to the financial statements

- security and integrity of communication networks and data protection;
- Quality of service (QoS) parameter for fix and mobile networks.

In April 2012, the Agency published the general Regulatory strategy for the period of 5 years (2012-2016). The official document is "Five years regulatory strategy of AEC". Main focuses of the strategy are: fostering of wholesale and retail services regulation, introduction of methodology of pure Long Run Incremental Costs (LRIC) for fixed and mobile voice services, SMS etc, Next Generation Access (NGA) and Fiber To The Home (FTTH) regulation in line with NGA recommendation and refarming and frequency allocation for 4G services.

With amendments of the Rulebook for retail regulation, the Agency specified the manner and procedure for regulation of the retail prices for fixed voice telephone networks and services of the operator with significant market power (SMP) on relevant retail markets. Ex-ante retail regulation shall be based on price squeeze methodology. These activities have resulted in price decrease of some wholesale and retail services of the Company. On retail side, standard monthly subscription for business customers was decreased (on equal level with residential one). On wholesale side there were changes in fees for interconnection (termination and origination), Unbundled Local Loop (ULL), Bit-stream access and wholesale line rental (WLR).

The Company has a cost based price obligation for the Regulated wholesale services, using Long Run Incremental Costs methodology (LRIC). In August 2012 the Agency published draft results from its own developed LRIC Bottom-up costing model for Local Bit-stream (cost based) and for retail and wholesale Leased Lines, ducts and dark fiber and minimal set of leased lines (cost based). As a result, on 15 January 2013 AEC brought a decision for decrease of fees and approved the changed Reference offer for provision of physical access and usage of electronic communication infrastructure and associated facilities (ducts and dark fiber). New fees were implemented as of 1 February 2013. AEC also approved the Reference offers for WS DLL (wholesale digital leased line), Local bit-stream access and minimal set of leased lines and new changed methodologies of calculation of prices (length dependent) are implemented. WS DLL and Local bit-stream access fees were decreased from 1 December 2012 and fees for minimal set of leased lines from 1 January 2013.

The Agency approved new prices for duct rental services on 18 January 2013. The prices were determined by AEC according to the LRIC methodology. The approved prices are less than half the previous prices set by the Company.

On 5 August 2013 AEC issued its final document on market analyses for call origination, call termination and transit of calls on the public telephone network provided at a fixed location (Market 4, Market 5 and Market 6). Only the Company is assigned as SMP on Market 4.

New remedies are the following:

- Implementation of IP (Internet Protocol) IC (interconnection) latest by 2016 for fixed and mobile operators;
- Transitional period for IP interconnection for alternative fixed and mobile operators up to 3 years;
- Submission of updated MATERIO (the Company Referent Interconnect Offer) with IP IC description (service and fees) and conditions latest by 31 October 2013 with content at least for:
 - IP network structure and information on the IP IC equipment
 - Number and location of IP Pops
 - Voice transmission protocols and IP signalization
 - Technical parameters and interface for IP IC
 - Deadline for IP IC testing
 - Continuous update of MATERIO in the prices and cost oriented prices segments
- Other remedies for Market 4 are the same as before (IC and access, access to specific network facilities, CS (carrier selection) and CPS (carrier pre-selection), transparency, non discrimination, accounting separation, price control and cost accounting).

In June 2013, AEC announced starting the first analysis on wholesale market 13 (Transmission of broadcasting content to end users). The IP MATERIO was submitted for approval to the Agency in October 2013 on the Company's initiative, in line with market analyses conclusion for submission of MATERIO changes with description and conditions for IP interconnection. On 27 December 2013, the Company received resolution for approval of IP MATERIO. In the process of approval additional changes were made (new interconnection prices based on "Top down LRIC" costing model were included). There are new

Notes to the financial statements

prices for termination with no peak or off-peak prices. Changes in the IP MATERIO came into force from 1 January 2014. Regional and local termination prices will exist until last Time division multiplexing (TDM) switch is extinguished.

Final document for Broadband market analyses (Market 8) was published on 1 August 2014. For the first time the Agency imposed regulation of access to broadband services over optical access network. All existing obligations for the copper network remain unchanged. All obligations are only for the Company as SMP on the broadband market.

New regulated services are: Bit Stream Access over Next Generation Access, Virtual Unbundled Local Access, Service Level Agreement, Service Level Guaranty (BSA over NGA, VULA, SLA, SLG), Equivalence of inputs and additional parameters for efficient monitoring of provisioning wholesale access are imposed (KPIs, service level agreements and guarantees). No cost orientation obligation for optic products, only margin squeeze tests will be implemented.

On 30 December 2014 AEC brought a decision for designation of the Company for SMP on market 8 - Access to broadband services based on copper pair and broadband services fully or partly based on optic including the following services:

- Point of access on IP level
- Point of access on Ethernet level, Virtual unbundling local access (VULA)
- Bit-stream access which the Company provides for its own needs based partly or fully on optics

The third analysis of market 9 and 10 (Transmission and termination segments of Leased Lines (LL) and market 7 (Physical access to network infrastructure) was finished in November 2014. As a result of the analysis, on market 9 and 10 transmission segments of the LL were deregulated and on market 7 regulations of fiber based products of the Company were included.

On 30 December 2014 AEC brought a decision for designation of the Company for SMP on market 9-Terminating segments of leased lines in the geographical area of Republic of Macedonia.

Public debate for draft document for second market analysis on relevant retail Market 1 (Access to public telephone networks at a fixed location for residential and business customers) was held in September 2014. AEC shall regulate fiber based products of the Company with margin squeeze tests which are already implemented for copper based product regulation. The final document was published on 7 October 2014.

On 30 December 2014 AEC brought a decision for designation of the Company for SMP on market 1- Access to public telephone networks at a fixed location for residential and business customers including all types of networks technology neutral.

In October 2014, VIP and ONE announced a merger of their business in Macedonia consisted of mobile, fixed, internet and transmission of audiovisual content services. The Competition Authority has been officially approached by the operators on 30 December 2014 with information of a planned merger between the two. On 8 January 2015 the Competition Authority published the information of the planned merger and thus concentration, and invited all interested parties to submit their comments and opinions. On 23 January 2015, the Company and the subsidiary, T-Mobile Macedonia AD Skopje, submitted a joint document to the Competition Authority with comments and opinions on the announced merger. On 3 February 2015, the Competition Authority published a conclusion for initiation of a procedure for evaluation of the concentration, which in accordance with the Law for Protection of Competition is to result with a decision for approval or disapproval of the concentration within 90 working days from the date of the initiation of the procedure.

1.3. Investigation into certain consultancy contracts

On 13 February 2006, Magyar Telekom Plc., the controlling owner of the Company, (via Stonebridge Communications AD - Skopje, majority shareholder of the Company), announced that it was investigating certain contracts entered into by another subsidiary of Magyar Telekom Plc. to determine whether the contracts were entered into in violation of Magyar Telekom Plc. policy or applicable law or regulation. Magyar Telekom's Audit Committee retained White & Case, as its independent legal counsel to conduct the internal investigation. Subsequent to this, on 19 February 2007, the Board of Directors of the Company, based on the recommendation of the Audit Committee of the Company and the Audit Committee of Magyar Telekom Plc., adopted a resolution to conduct an independent internal investigation regarding certain contracts in Macedonia.

Based on publicly available information, as well as information obtained from Magyar Telekom and as previously disclosed, Magyar Telekom's Audit Committee conducted an internal investigation regarding certain contracts relating to the activities of Magyar Telekom and/or its affiliates in Montenegro and Macedonia that totaled more than EUR 31 million. In particular, the internal investigation examined whether Magyar Telekom and/or its Montenegrin and Macedonian affiliates had made

Notes to the financial statements

payments prohibited by U.S. laws or regulations, including the U.S. Foreign Corrupt Practices Act (the "FCPA"). The Company has previously disclosed the results of the internal investigation.

Magyar Telekom's Audit Committee informed the U.S. Department of Justice (the "DOJ") and the U.S. Securities and Exchange Commission (the "SEC") of the internal investigation. The DOJ and the SEC commenced investigations into the activities that were the subject of the internal investigation. On 29 December 2011, Magyar Telekom announced that it had entered into final settlements with the DOJ and the SEC to resolve the DOJ's and the SEC's investigations relating to Magyar Telekom. The settlements concluded the DOJ's and the SEC's investigations. Magyar Telekom disclosed the key terms of the settlements with the DOJ and the SEC on 29 December 2011. In particular, Magyar Telekom disclosed that it had entered into a two-year deferred prosecution agreement (the "DPA") with the DOJ. The DPA expired on 5 January 2014, and further to the DOJ's request filed in accordance with the DPA, the U.S. District Court for the Eastern District of Virginia dismissed the charges against Magyar Telekom on 5 February 2014.

In relation to the local investigation by the state authorities in Macedonia, there have been no new developments in the course of 2014 further to the previously disclosed information in the Financial Statements of the Company for the preceding years.

We have not become aware of any information as a result of a request from any regulators or other external parties, other than the previously disclosed, from which we have concluded that the financial statements may be misstated, including from the effects of a possible illegal act.

Notes to the financial statements

2. SIGNIFICANT ACCOUNTING POLICIES

The principal accounting policies adopted in the preparation of these financial statements are set out below. These policies have been consistently applied to all the years presented, unless otherwise stated.

2.1. Basis of preparation

These financial statements are prepared, in all material respects, in accordance with the Company Law (published in Official Gazette No. 28/04, 84/05, 25/07, 87/08, 42/10, 48/10, 24/11, 166/12, 70/13 119/13, 120/13, 187/13, 38/14 and 41/14) and Rule Book for Accounting (published in Official Gazette No.159/2009 and No.164/2010), whereby the International Financial Reporting Standards (IFRS) comprising IFRS 1 to IFRS 8, International Accounting Standards (IAS) comprising IAS 1 to IAS 41, International Financial Reporting Interpretations Committee (IFRIC) comprising IFRIC 1 to IFRIC 17 and Standing Interpretations Committee (SIC) Interpretations comprising SIC 7 to SIC 32, were published. IFRS 9, IFRS 10, IFRS 11, IFRS 12, IFRS 13, IFRIC 18, IFRIC 19, IFRIC 20 and IFRIC 21 are not included in the Rule Book for Accounting and are not applied by the Company. IFRS (including IFRS 1), were initially published in the Official Gazette in 1997, and since then several updates have followed. The last update was in December 2010.

The Company applies all relevant standards and the amendments and interpretations which were published in the Official Gazette.

The financial statements are presented in Macedonian denars rounded to the nearest thousand.

The preparation of financial statements requires the use of certain critical accounting estimates. It also requires management to exercise its judgment in the process of applying the Company's accounting policies. The areas involving a higher degree of judgment or complexity, or areas where assumptions and estimates are significant to the financial statements are disclosed in note 4. Actual results may differ from those estimated.

2.2. Foreign currency translation

2.2.1. Functional and presentation currency

The financial statements are presented in thousands of Macedonian denars, which is the Company's functional and presentation currency.

2.2.2. Transactions and balances

Transactions in foreign currencies are translated to denars at the foreign exchange rate ruling at the date of the transaction. Monetary assets and liabilities denominated in foreign currencies at the financial statement date are translated to denars at the foreign exchange rate ruling at that date. Foreign exchange differences arising on translation are recognized in the Profit for the year (Finance income/expenses). Non-monetary financial assets and liabilities denominated in foreign currency are translated to denars at the foreign exchange rate ruling at the date of transaction.

The foreign currencies deals of the Company are predominantly Euro (EUR) and United States Dollars (USD) based.

The exchange rates used for translation at 31 December were as follows:

	2014 MKD	2013 MKD
1 USD	50.56	44.63
1 EUR	61.48	61.51

2.3. Financial instruments

A financial instrument is any contract that gives rise to a financial asset of one entity and a financial liability or equity instrument of another entity.

Financial assets of the Company include, cash and cash equivalents, deposits with banks, equity instruments of another entity (available-for-sale and at fair value through profit or loss) and contractual rights to receive cash (trade and other receivables) or another financial asset from another entity.

Notes to the financial statements

Financial liabilities of the Company include liabilities that originate from contractual obligations to deliver cash or another financial asset to another entity (non-derivatives). In particular, financial liabilities include trade and other payables.

2.3.1. Financial assets

The Company classifies its financial assets in the following categories:

- (a) financial assets at fair value through profit or loss
- (b) loans and receivables
- (c) available-for-sale financial assets (AFS)

The classification depends on the purpose for which the financial asset was acquired. Management determines the classification of financial assets at their initial recognition.

Standard purchases and sales of financial assets are recognized on the trade-date, the date on which the Company commits to purchase or sell the asset. Investments are initially recognized at fair value plus transaction costs for all financial assets not carried at fair value through profit or loss. Financial assets carried at fair value through profit or loss are initially recognized at fair value, and transaction costs are expensed in the Profit for the year.

The Company assesses at each financial statement date whether there is objective evidence that a financial asset is impaired. There is objective evidence of impairment if as a result of loss events that occurred after the initial recognition of the asset have an impact on the estimated future cash flows of the financial asset or group of financial assets that can be reliably estimated.

Impairment losses of financial assets are recognized in the Profit for the year against allowance accounts to reduce the carrying amount until derecognition of the financial asset, when the net carrying amount (including any allowance for impairment) is derecognized from the Statement of financial position. Any gains or losses on derecognition are calculated and recognized as the difference between the proceeds from disposal and the (net) carrying amount derecognized.

Financial assets are derecognized when the rights to receive cash flows from the investments have expired or have been transferred and the Company has transferred substantially all risks and rewards of ownership.

- (a) Financial assets at fair value through profit or loss

This category comprises those financial assets designated at fair value through profit or loss at inception. A financial asset is classified in this category if the Company manages such asset and makes purchase and sale decisions based on its fair value in accordance with the Company investment strategy for keeping investments within portfolio until there are favorable market conditions for their sale.

'Financial assets at fair value through profit or loss' are subsequently carried at fair value. Gains or losses arising from changes in the fair value of the 'financial assets at fair value through profit or loss' category are recognized in the Profit for the year (Finance income/expense) in the period in which they arise.

Dividend income from financial assets at fair value through profit or loss is recognized in the Profit for the year when the Company's right to receive payments is established and inflow of economic benefits is probable.

- (b) Loans and receivables

Loans and receivables are non-derivative financial assets with fixed or determinable payments that are not quoted in an active market. They are included in current assets, except those with maturities over 12 months after the financial statement date. These are classified as non-current assets.

The following items are assigned to the "loans and receivables" measurement category.

- cash and cash equivalents
- deposits over 3 months
- trade receivables
- receivables and loans to third parties
- employee loans
- other receivables

Notes to the financial statements

Loans and receivables are initially recognized at fair value and subsequently carried at amortized cost using the effective interest method.

Cash and cash equivalents

Cash and cash equivalents include cash on hand, cash in bank, call deposits held with banks and other short-term highly liquid investments with original maturities of three months or less.

Should impairment on cash and cash equivalents occur, it would be recognized in the Profit for the year (Finance expenses).

Trade and other receivables

Trade and other receivables are recognized initially at fair value and subsequently measured at amortized cost using the effective interest method, less provision for impairment. A provision for impairment of trade and other receivables is established when there is objective evidence that the Company will not be able to collect all amounts due according to the underlying arrangement. Significant financial difficulties of the debtor, probability that the debtor will enter bankruptcy or financial reorganization, and default or delinquency in payments as well as historical collections are considered indicators that the trade receivable is impaired.

If there is objective evidence that an impairment loss on loans and receivables carried at amortized cost has been incurred, the amount of the loss is measured as the difference between the asset's carrying amount and the present value of estimated future cash flows (excluding future credit losses that have not been incurred) discounted at the financial asset's original effective interest rate (i.e. the effective interest rate computed at initial recognition). The carrying amount of the asset is reduced through the use of an allowance account, and the amount of the loss is recognized in the Profit for the year (Other operating expenses – Impairment losses on trade and other receivables).

The Company's policy for collective assessment of impairment is based on the aging of the receivables due to the large number of relatively similar type of customers.

Individual valuation is carried out for the largest customers, international customers, customers of interconnection services and also for customers under liquidation and bankruptcy proceedings. Itemized valuation is also performed in special circumstances.

When a trade receivable is established to be uncollectible, it is written off against Profit for the year (Other operating expenses – Impairment losses on trade and other receivables) with a parallel release of the cumulated impairment on the allowance account for trade receivables. Subsequent recoveries of amounts previously written off are credited against the recognized loss in the Profit for the year.

If, in a subsequent period, the amount of the impairment loss decreases and the decrease can be related objectively to an event occurring after the impairment was recognized (such as an improvement in the debtor's credit rating), the previously recognized impairment loss shall be reversed by adjusting an allowance account. The reversal shall not result in a carrying amount of the financial asset that exceeds what the amortized cost would have been had the impairment not been recognized at the date the impairment is reversed. The amount of the reversal shall be recognized in the Profit for the year as a reduction to Other operating expenses (Impairment losses on trade and other receivables).

Amounts due to, and receivable from, other network operators are shown net where a right of set-off exists and the amounts are settled on a net basis (such as receivables and payables related to international traffic).

Employee loans

Employee loans are recognized initially at fair value and subsequently measured at amortized cost using the effective interest method.

Difference between the nominal value of the loan granted and the initial fair value of the employee loan is recognized as prepaid employee benefits, which reduces Loans and receivables from employees. Interest income on the loan granted calculated by using the effective interest method is recognized as finance income, while the prepaid employee benefits are amortized to Personnel expenses evenly over the term of the loan.

Impairment losses on Employee loans, if any, are recognized in the Profit for the year (Personnel expenses).

(c) Available-for-sale financial assets (AFS)

Available-for-sale financial assets are non-derivatives that are either designated in this category or not classified in any of the other categories. They are included in non-current assets unless management intends to dispose of the investment within 12

Notes to the financial statements

months of the financial statement date. Purchases and sales of investments are recognized on the trade-date – the date on which the Company commits to purchase or sell the asset.

Subsequent to initial recognition all available-for-sale financial assets are measured at fair value, except that any instrument that does not have a quoted market price in an active market and whose fair value cannot be reliably measured is stated at cost, including transaction costs, less impairment losses. The intention of the Company is to dispose these assets when there are favorable market conditions for their sale. Changes in the fair value of financial assets classified as available for sale are recognized in Other comprehensive income. When financial assets classified as available for sale are sold or impaired, the accumulated fair value adjustments recognized in equity are included in the Profit for the year as gains and losses from investment securities.

The Company assesses at each financial statement date whether there is objective evidence that a financial asset is impaired. There is objective evidence of impairment if as a result of loss events that occurred after the initial recognition of the asset have an impact on the estimated future cash flows of the financial asset or group of financial assets that can be reliably estimated. If such evidence exists for AFS financial assets, the cumulative unrealized gain (if any) is reclassified from Other comprehensive income to Profit for the year, and any remaining difference is also recognized in the Profit for the year (Finance income). Impairment losses recognized on equity instruments are not reversed through the Profit for the year.

When AFS financial assets are sold or redeemed, therefore derecognized, the fair value adjustments accumulated in equity are reclassified from Other comprehensive income to Profit for the year (Finance income).

2.3.2. Financial liabilities

Trade and other payables

Trade and other payables (including accruals) are recognized initially at fair value and subsequently measured at amortized cost using the effective interest method. The carrying values of trade and other payables approximate their fair values due to their short maturity.

Long term financial liabilities are recognized initially at fair value and subsequently measured at amortized cost using the effective interest method.

2.4. Inventories

Inventories are stated at the lower of cost or net realizable value. Net realizable value is the estimated selling price in the ordinary course of business, less the estimated selling expenses.

The cost of inventories is based on weighted average cost formula and includes expenditure incurred in acquiring the inventories and bringing them to their existing location and condition.

Phone sets are often sold for less than cost in connection with promotions to obtain new subscribers with minimum commitment periods. Such loss on the sale of equipment is only recorded when the sale occurs as they are sold as part of a profitable service agreement with the customer and if the normal resale value is higher than the cost of the phone set. If the normal resale value is lower than costs, the difference is recognized as impairment immediately.

Impairment losses on Inventories are recognized in Other operating expenses (Write down of inventories to net realizable value).

2.5. Assets held for sale

An asset is classified as held for sale if it is no longer needed for the future operations of the Company, and has been identified for sale, which is highly probable and expected to take place within 12 months. These assets are accounted for at the lower of carrying value or fair value less cost to sell. Depreciation is discontinued from the date of designation to the held for sale status. When an asset is designated for sale, and the fair value is determined to be lower than the carrying amount, the difference is recognized in the Profit for the year (Depreciation and amortization) as an impairment loss.

2.6. Property, plant and equipment (PPE)

Property, plant and equipment are stated at cost less accumulated depreciation and impairment losses (see note 2.8).

Notes to the financial statements

The cost of an item of PPE comprises its purchase price, including import duties and non-refundable purchase taxes, after deducting trade discounts and rebates, any costs directly attributable to bringing the asset to the location and condition necessary for it to be capable of operating in the manner intended by management. The initial estimate of the costs of dismantling and removing the item and restoring the site on which it is located is also included in the costs if the obligation incurred can be recognized as a provision according to IAS 37 – Provisions, Contingent Liabilities and Contingent Assets.

The cost of self-constructed assets includes the cost of materials and direct labor.

In 2011, Law on acting with illegally built facilities was enacted, according to which the Company will incur certain expenditures related to obtaining complete documentation for fix line infrastructure in accordance to applicable laws in Republic of Macedonia. The Company capitalizes those expenditures as incurred. The capitalized expenditures are included within Property, plant and equipment (see note 11).

Items of property, plant and equipment were restated at the year-end using official revaluation coefficients based on the general manufactured goods price increase index. Such coefficients have been applied to historical cost or later valuation and to accumulated depreciation as to approximate replacement cost. The net effect of revaluation was recorded against revaluation reserves. The last revaluation of property, plant and equipment was made in year 2000.

Subsequent costs are included in the asset's carrying amount or recognized as a separate asset, as appropriate, only when it is probable that future economic benefits associated with the item will flow to the Company and the cost of the item can be measured reliably. The carrying amount of the replaced part is derecognized. All other repairs and maintenance are charged to the Profit for the year during the financial period in which they are incurred.

When assets are scrapped, the cost and accumulated depreciation are removed from the accounts and the loss is recognized in the Profit for the year as depreciation expense.

When assets are sold, the cost and accumulated depreciation are removed from the accounts and any related gain or loss, determined by comparing proceeds with carrying amount, is recognized in the Profit for the year (Other operating income/expense).

Depreciation is charged to the Profit for the year on a straight-line basis over the estimated useful lives of items of property, plant and equipment. Assets are not depreciated until they are available for use. Land is not depreciated. The assets useful lives and residual values are reviewed, and adjusted if appropriate, at least once a year. For further details on the groups of assets impacted by the most recent useful life revisions (see note 11).

The estimated useful lives are as follows:

	2014	2013
	Years	Years
Buildings	20-40	20-40
Aerial and cable lines	20-25	20-25
Telephone exchanges	10	10
Computers	4	4
Furniture and fittings	4-10	4-10
Vehicles	4-10	4-10
Other	2-15	2-15

2.7. Intangible assets

Intangible assets that are acquired by the Company are stated at cost less accumulated amortization and impairment losses (see note 2.8).

Items of intangible assets were restated at the year-end using official revaluation coefficients based on the general manufactured goods price increase index. Such coefficients have been applied to historical cost or later valuation and to accumulated depreciation as to approximate replacement cost. The net effect of revaluation was recorded against revaluation reserves. The last revaluation of intangible assets was made in year 2000.

Subsequent expenditure on intangible assets is capitalized only when it increases the future economic benefits embodied in the specific asset to which it relates. All other expenditure is expensed as incurred. New software modules that cannot be used independently of the existing software (releases), but rather only combined with the base version's functionalities and are

Notes to the financial statements

implementations of enhanced software, characterized by systematic updates, revisions or expansions of previous versions of existing software represent subsequent costs for the previous version and are capitalized if they meet the capitalization criteria, i.e. if they coincide with the creation of additional functionalities. Consequently, the costs of releases is capitalized as part of the base version and amortized together with the residual carrying amount over the base software's remaining useful life. If indications exists that the software will be operated longer than the current useful life as a result of subsequently capitalized expenditure, the useful life of the base software is reviewed, and if applicable extended.

The useful lives of concession and licenses are determined based on the underlying agreements and are amortized on a straight line basis over the period from availability of the frequency for commercial use until the end of the initial concession or license term. No renewal periods are considered in the determination of useful life.

The estimated useful lives are as follows:

	2014 Years	2013 Years
Software and licenses	2-5	2-5

Amortization is charged to the Profit for the year on a straight-line basis over the estimated useful lives of intangible assets. Intangible assets are amortized from the date they are available for use. The assets useful lives are reviewed, and adjusted if appropriate, at least once a year (see note 12).

In determining whether an asset that incorporates both intangible and tangible elements should be treated under IAS 16 - Property, Plant and Equipment or as an intangible asset under IAS 38 – Intangible Assets, management uses judgment to assess which element is more significant and recognizes the assets accordingly.

2.8. Impairment of property, plant and equipment and intangible assets

Assets that have an indefinite useful life are not subject to amortization and are tested annually for impairment.

Assets that are subject to amortization or depreciation are reviewed for impairment whenever events or changes in circumstances indicate that the carrying amount may not be recoverable. An impairment loss is recognized for the amount by which the asset's carrying amount exceeds its recoverable amount. The recoverable amount is the higher of the asset's fair value less costs to sell and its value in use. For the purposes of assessing impairment, assets are grouped at the lowest levels for which there are separately identifiable cash flows (cash-generating units - CGUs).

Impairment losses are recognized in the Profit for the year (Depreciation and amortization). Non-financial assets that suffered impairment are reviewed for possible reversal of the impairment at each reporting date.

2.9. Provisions and contingent liabilities

Provisions are recognized when the Company has a present legal or constructive obligation as a result of past events and it is probable that an outflow of resources embodying economic benefits will be required to settle the obligation, and a reliable estimate of the amount of the obligation can be made.

Provisions are measured and recorded as the best estimate of the economic outflow required to settle the present obligation at the financial statement date. The estimate can be calculated as the weighted average of estimated potential outcomes or can also be the single most likely outcome. The provision charge is recognized in the Profit for the year within the expense corresponding to the nature of the provision.

No provision is recognized for contingent liabilities. A contingent liability is a possible obligation that arises from past events and whose existence will be confirmed only by the occurrence or non-occurrence of one or more uncertain future events not wholly within the control of the entity; or a present obligation that arises from past events but is not recognized because it is not probable that an outflow of resources embodying economic benefits will be required to settle the obligation or the amount of the obligation cannot be measured with sufficient reliability.

2.10. Share capital

Ordinary shares are classified as equity.

Notes to the financial statements

2.11. Treasury shares

When the Company purchases the Company's equity share capital, the consideration paid, including any directly attributable incremental costs (net of income taxes), is deducted from equity attributable to the owners as treasury shares until the shares are cancelled or reissued. When such shares are subsequently reissued, the treasury share balance decreases by the original cost of the shares, thereby increasing equity, while any gains or losses are also recognized in equity (Retained earnings). Treasury shares transactions are recorded on the transaction date.

2.12. Statutory reserves

Under local statutory legislation, the Company was required to set aside minimum 15 percent of its net profit for the year in a statutory reserve until the level of the reserve reaches 1/5 of the share capital. With the changes of the Law on Trading Companies effective from 1 January 2013, the Company is required to set aside minimum 5 percent of its net profit for the year as per local GAAP (Generally accepted accounting principles) in a statutory reserve until the level of the reserve reaches 1/10 of the share capital (see note 16). These reserves are used to cover losses and are not distributed to shareholders except in the case of bankruptcy of the Company.

2.13. Revaluation reserves

The revaluation reserve relates to property, plant and equipment, and intangible assets and comprises the cumulative increased carrying value using official revaluation coefficients based on the general manufactured goods price increase index producers price index on the date of revaluation. The last revaluation of property, plant and equipment and intangible assets was made in year 2000. When the revaluated assets are fully depreciated or disposed the relevant portion of the revaluation reserve is transferred to Retained earnings.

2.14. Revenues

Revenues for all services and equipment sales (see note 17) are shown net of VAT and discounts. Revenue is recognized when the amount of the revenue can be reliably measured, and when it is probable that future economic benefits will flow to the Company and all other specific recognition criteria of IAS 18 on the sale of goods and rendering of services are met for the provision of each of the Company's services and sale of goods.

Customers of the Company are granted loyalty awards (credit points) based on their usage of the Company's services including timely payment of their invoices. Loyalty awards can be accumulated and redeemed to obtain future benefits (e.g. handsets, telecommunication equipment, etc.) from the Company. When customers earn their credit points, the fair value of the credit points earned are deducted from the revenue invoiced to the customer, and recognized as Other liabilities (deferred revenue). On redemption (or expiry) of the points, the deferred revenue is released to revenue as the customer has collected (or waived) the undelivered element of the deemed bundle.

Revenues from operating leases are recognized on a straight line basis over the period the services are provided.

2.14.1. Fixed line telecommunications revenues

Revenue is primarily derived from services provided to subscribers and other third parties using telecommunications network, and equipment sales.

Customer subscriber arrangements typically include an equipment sale, subscription fee and charge for the actual voice, internet, data or multimedia services used. The Company considers the various elements of these arrangements to be separate earnings processes and recognizes the revenue for each of the deliverables using the residual method. These units are identified and separated, since they have value on a standalone basis and are sold not only in a bundle, but separately as well. Therefore the Company recognizes revenues for all of these elements using the residual method that is the amount of consideration allocated to the delivered elements of the arrangements equals the total consideration less the fair value of the undelivered elements.

The Company provides customers with narrow and broadband access to its fixed and TV distribution networks. Service revenues are recognized when the services are provided in accordance with contractual terms and conditions. Airtime revenue is recognized based upon minutes of use and contracted fees less credits and adjustments for discounts, while subscription and flat rate revenues are recognized in the period they relate to.

Notes to the financial statements

Revenues and expenses associated with the sale of telecommunications equipment and accessories are recognized when the products are delivered, provided there are no unfulfilled company obligations that affect the customer's final acceptance of the arrangement.

Revenues from premium rate services (voice and non-voice) are recognized on a gross basis when the delivery of the service over the network is the responsibility of the Company, the Company establishes the prices of these services and bears substantial risks of these services, otherwise presented on a net basis.

Third parties using the telecommunications network include other telecommunications providers which terminate or transit calls on the network. These wholesale (incoming) traffic revenues are recognized in the period of related usage. A proportion of the revenue received is often paid to other operators (interconnect) for the use of their networks, where applicable. The revenues and costs of these terminate or transit calls are stated gross in these financial statements as the Company is the principal supplier of these services using its own network freely defining the pricing of the service, and recognized in the period of related usage.

2.14.2. System integration and IT revenues

Contracts for network services consist of the installation and operation of communication networks for customers. Revenues for voice and data services are recognized under such contracts when used by the customer.

Revenue from system integration contracts requiring the delivery of customized products and/or services is generally covered by fixed-price contracts and revenue is recognized based on percentage of completion taking into account the proportion that contract costs incurred for work performed to date bear to the estimated total contract costs.

Revenue from hardware and sales is recognized when the risk of ownership is substantially transferred to the customer, provided there are no unfulfilled obligations that affect the customer's final acceptance of the arrangement. Any costs of these obligations are recognized when the corresponding revenue is recognized.

Revenues from construction contracts are accounted for using the percentage-of-completion method. The stage of completion is determined on the basis of the costs incurred to date as a proportion of the estimated total costs. Receivables from construction contracts are classified in the Statement of financial position as Trade and other receivables.

2.15. Employee benefits

2.15.1. Short term employee benefits and pensions

The Company, in the normal course of business, makes payments on behalf of its employees for pensions, health care, employment and personnel tax which are calculated according to the statutory rates in force during the year, based on gross salaries and wages. Holiday allowances are also calculated according to the local legislation. The Company makes these contributions to the Governmental and private funds. The cost of these payments is charged to the Profit for the year in the same period as the related salary cost. No provision is created for holiday allowances for non-used holidays as according the local legislation the employer is obliged to provide condition for usage, and the employee to use the annual holiday within one year. This is also exercised as Company policy and according the historical data employees use their annual holiday within the one year legal limit. The Company does not operate any other pension scheme or post retirement benefits plan and consequently, has no obligation in respect of pensions. The Company has contractual obligation to pay to employees three average monthly salaries in Republic of Macedonia at their retirement date according the Collective agreement between the Company and the Trade Union of the Company, for which appropriate liability is recognized in the financial statements measured at the present value of three average monthly salaries together with adjustments incorporated in the actuarial calculation. The defined benefit obligation is calculated annually by independent actuaries using the projected unit credit method. The present value of the defined benefit obligation is determined by discounting the estimated future cash outflows using interest rates of high quality bonds that are denominated in the currency in which the benefits will be paid. In addition, the Company is not obligated to provide further benefits to current and former employees.

2.15.2. Bonus plans

The Company recognizes a liability and an expense for bonuses taking into consideration the financial and operational results. The Company recognizes a provision where contractually obliged or where there is a past practice that has created a constructive obligation.

Notes to the financial statements

2.15.3. Termination benefits

Termination benefits are payable whenever an employee's employment is terminated before the nominal retirement date or whenever an employee accepts voluntary redundancy in exchange for these benefits. The Company recognizes termination benefits when it is demonstrably committed to either terminate the employment of current employees according to a detailed formal plan without the possibility of withdrawal or to provide termination benefits as a result of an offer made to encourage voluntary redundancy.

2.16. Marketing expenses

Marketing costs are expensed as incurred. Marketing expenses are disclosed in note 19.

2.17. Income tax

Companies did not have to pay income tax on their profit before tax (earned since 1 January 2009) until that profit was distributed in a form of dividend or other forms of profit distributions. If dividend was paid, 10% income tax was payable at the moment of the dividend payment, regardless of whether in monetary or non-monetary form, to the foreign nonresident legal entities and, foreign and domestic individuals. The dividends paid out to the resident legal entities were tax exempt. Apart of distribution of dividends, the tax was still payable on the non-deductible expenses incurred in that fiscal year, decreased by the amount of tax credits and other tax reliefs.

In January 2014 the profit tax law was amended whereby the income tax is payable at the moment of dividend distribution regardless of the ownership structure. In accordance with these changes applicable as of January 2014, the income tax in Macedonia ceased to have the characteristics of withholding taxes. Consequently, as per IAS 12, the income tax arising from the payment of dividends was accounted for as a liability and expense in the period in which dividends were declared, regardless of the actual payment date or the period for which the dividends were paid.

As of 1 August 2014, new profit tax law came into force being applicable from 1 January 2015 for the net income for 2014, with which the base for income tax computation had been shifted from income "distribution" concept to the profit before taxes. According to the provisions of the new law, the tax base is the profit generated during the fiscal year increased for non-deductible expenses and reduced for deductible revenue (i.e. dividends already taxed at the payer) and the income tax rate is 10%. In line with these changes income tax for the year was calculated and recorded in the 2014 Statement of comprehensive income.

2.18. Leases

2.18.1. Operating lease – Company as lessor

Assets leased to customers under operating leases are included in Property, plant and equipment in the Statement of financial position. They are depreciated over their expected useful lives on a basis consistent with similar fixed assets. Rental income is recognized on a straight-line basis over the lease term.

2.18.2. Operating lease – Company as lessee

Costs in respect of operating leases are charged to the Profit for the year on a straight-line basis over the lease term.

2.19. Earnings per share

Basic earnings per share is calculated by dividing profit attributable to the equity holders of the Company for the period by the weighted average number of common stocks outstanding.

2.20. Dividend distribution

Dividends are recognized as a liability and debited against equity in the Company's financial statements in the period in which they are approved by the Company's shareholders.

Notes to the financial statements

2.21. Comparative information

In order to maintain consistency with the current year presentation, certain items may have been reclassified for comparative purposes. Material changes in disclosures, if any, are described in detail in the relevant notes.

3. FINANCIAL RISK MANAGEMENT

3.1. Financial risk factors

The Company does not apply hedge accounting for its financial instruments, all gains and losses are recognized in the Profit for the year except financial assets classified as available for sale that are recognized in Other comprehensive income. The Company is exposed in particular to credit risks related to its financial assets and risks from movements in exchange rates, interest rates, and market prices that affect the fair value and/or the cash flows arising from financial assets and liabilities. Financial risk management aims to limit these market and credit risks through ongoing operational and finance activities.

The detailed descriptions of risks, the management thereof as well as sensitivity analyses are provided below. Sensitivity analyses include potential changes in profit before tax. The potential impacts disclosed (less tax) are also applicable to the Company's Equity.

3.1.1. Market risk

Market risk is defined as the 'risk that the fair value or value of future cash flows of a financial instrument will fluctuate because of changes in market prices' and includes interest rate risk, currency risk and other price risk.

As the vast majority of the revenues and expenses of the Company arise in MKD, the functional currency of the Company is MKD, and as a result, the Company objective is to minimize the level of its financial risk in MKD terms.

For the presentation of market risks, IFRS 7 requires sensitivity analyses that show the effects of hypothetical changes of relevant risk variables on profit or loss and shareholders' equity. The periodic effects are determined by relating the hypothetical changes in the risk variables to the balance of financial instruments at the financial statement date. The balances at the end of the reporting period are usually representative for the year as a whole; therefore, the impacts are calculated using the year end balances as though the balances had been constant throughout the reporting period. The methods and assumptions used in the sensitivity calculations have been updated to reflect the current economic situation.

a) Foreign currency risk

The functional currency of the Company is the Macedonian denar.

The foreign exchange risk exposure of the Company is related to holding foreign currency cash balances, and operating activities through revenues from and payments to international telecommunications carriers as well as capital expenditure contracted with vendors in foreign currency.

The currency giving rise to this risk is primarily the EUR. The Company uses cash deposits in foreign currency, predominantly in EUR, and cash deposits in denars linked to foreign currency, to economically hedge its foreign currency risk in accordance with the available banks offers. The Company manages the foreign exchange risk exposure through maintaining higher amount of deposits in EUR as a proven stable currency

The foreign currency risk sensitivity information required by IFRS 7 is limited to the risks that arise on financial instruments denominated in currencies other than the functional currency in which they are measured.

At 31 December 2014, if MKD would have been 1% weaker or stronger against EUR, profit would have been MKD 1,408 thousand in net balance lower or higher, respectively. At 31 December 2013, if MKD would have been 1% weaker or stronger against EUR, profit would have been MKD 5,066 thousand in net balance higher or lower, respectively. At 31 December 2014, if MKD would have been 10% weaker or stronger against USD, profit would have been MKD 3,046 thousand in net balance lower or higher, respectively. At 31 December 2013, if MKD would have been 10% weaker or stronger against USD, profit would have been MKD 5,367 thousand in net balance lower or higher, respectively.

b) Interest rate risk

Interest rate risk is the risk that the fair value or future cash flows of a financial instrument will fluctuate because of changes in market interest rates.

Change in the interest rates and interest margins may influence financing costs and returns on financial investments.

Notes to the financial statements

The Company is minimizing interest rate risk through defining of fixed interest rates in the period of the validity of certain financial investments. On the other hand fix term deposits may be prematurely terminated, since the contracts contain a clause that, the bank will calculate and pay interest by interest rate which is valid on the nearest maturity period of the deposit in accordance with the interest rates given in the offer.

In case of significant increase of the market interest rates, deposit may be terminated and replaced by new deposit with interest rate more favorable for the Company at lowest possible cost.

The investments are limited to relatively low risk financial investment forms in anticipation of earning a fair return relative to the risk being assumed.

The Company has no interest bearing liabilities, while it incurs interest rate risk on cash deposits with banks and loans to employees. No policy to hedge the interest rate risk is in place. Changes in market interest rates affect the interest income on deposits with banks.

The Company had MKD 1,069,194 thousand deposits (including call deposits) and cash in bank as at 31 December 2014, 1% rise in market interest rate would have caused (ceteris paribus) the interest received to increase with approximately MKD 10,692 thousand annually, while similar decrease would have caused the same decrease in interest received. Amount of deposits is MKD 1,212,511 thousand (including call deposits) and cash in bank as at 31 December 2013, therefore 1% rise in market interest rate would have caused (ceteris paribus) the interest received to increase with approximately MKD 12,125 thousand annually, while similar decrease would have caused the same decrease in interest received.

c) Other price risk

The Company's investments are in equity of other entities that are publically traded on the Macedonian Stock Exchange, both on its Official and Regular market. The management continuously monitors the portfolio equity investments based on fundamental and technical analysis of the shares. All buy and sell decisions are subject to approval by the relevant Company's bodies. In line with the Company strategy, the investments within portfolio are kept until there are favorable market conditions for their sale.

As part of the presentation of market risks, IFRS 7 also requires disclosures on how hypothetical changes in risk variables affect the price of financial instruments. As at 31 December 2014 and 31 December 2013, the Company holds investments, which could be affected by risk variables such as stock exchange prices.

The Company had MKD 44,549 thousand investments in equity of other entities that are publically traded on the Macedonian Stock Exchange as at 31 December 2014, 20% rise in market price would have caused (ceteris paribus) MKD 8,910 thousand gain, while similar decrease would have caused the same loss in the Profit for the year. The amount of the investments in equity of other entities that are publically traded on the Macedonian Stock Exchange is MKD 43,762 thousand as at 31 December 2013, therefore 20% rise in market price would have caused (ceteris paribus) MKD 8,752 thousand gain, while similar decrease would have caused the same loss in the Profit for the year.

3.1.2. Credit risk

Credit risk is defined as the risk that one party to a financial instrument will cause a financial loss for the other party by failing to discharge an obligation.

The Company is exposed to credit risk from its operating activities and certain financing activities.

Counterparty limits are determined based on the provided Letter of guarantees in accordance with the market conditions of those banks willing to issue a bank guarantee. The total amount of bank guarantees that will be provided should cover the amount of the projected free cash of the Company.

With regard to financing activities, transactions are primarily to be concluded with counterparties (banks) that have at least a credit rating of BBB+ (or equivalent) or where the counterparty has provided a guarantee where the guarantor has to be at least BBB+ (or equivalent).

In cases where Company's available funds are exceeding the total amount of the provided bank guarantees mentioned above, the financial investment of the available free cash is to be performed in accordance to the evaluation of the bank risk based on CAEL methodology ratings as an off – site rating system.

The depositing decisions are made based on the following priorities:

Notes to the financial statements

- To deposit in banks (Deutsche Telekom core banks, if possible) with provided bank guarantee from the banks with the best rating and the best quality wording of the bank guarantee.
- To deposit in banks with provided bank guarantee from the banks with lower rating and poorer quality wording of the bank guarantee.
- Upon harmonization and agreement with the parent company these rules can be altered for ensuring full credit risk coverage. If the total amount of deposits cannot be placed in banks covered with bank guarantees with at least BBB+ rating (or equivalent credit rating), then depositing will be performed in local banks without bank guarantee.

The process of managing the credit risk from operating activities includes preventive measures such as creditability checking and prevention barring, corrective measures during legal relationship for example reminding and disconnection activities, collaboration with collection agencies and collection after legal relationship as litigation process, court proceedings, involvement of the executive unit and factoring. The overdue payments are followed through a debt escalation procedure based on customer's type, credit class and amount of debt.

The credit risk is controlled through credibility checking – which determines that the customer is not indebted and the customer's credit worthiness and through preventive barring – which determinates the credit limit based on the customer's previous traffic revenues.

The Company has no significant concentration of credit risk with any single counter party or group of counter parties having similar characteristics.

The Company's procedures ensure on a permanent basis that sales are made to customers with an appropriate credit history and not exceed an acceptable credit exposure limit.

The maximum exposure to credit risk is represented by the carrying amount of each financial asset in the Statement of financial position. Consequently, the Company considers that its maximum exposure is reflected by the amount of debtors net of provisions for impairment recognized and the amount of cash deposits in banks at the financial statement date.

Largest amount of one deposit in 2014 is MKD 100,000 thousand, denominated in EUR 1,621 thousand, (2013: MKD 430,579 thousand; denominated in EUR 7,000 thousand). In addition, the Company has deposits with 1 domestic bank (2013: 1 domestic bank). The Company has obtained collateral (guarantee) that mitigate the credit risk for the extent of the deposited amount in the respective bank.

3.1.3. Liquidity risk

Liquidity risk is the risk that an entity may encounter difficulty in meeting obligations associated with financial liabilities.

Liquidity risk is defined as the risk that the Company could not be able to settle or meet its obligations on time.

The investment portfolio should remain sufficiently liquid to meet all operating requirements that can be reasonably anticipated. This is accomplished by structuring the portfolio so that financial instruments mature concurrently with cash needs to meet anticipated demands.

The Company's policy is to maintain sufficient cash and cash equivalents to meet its commitments in the foreseeable future. Any excess cash is mostly deposited in commercial banks.

The Company's liquidity management process includes projecting cash flows by major currencies and considering the level of necessary liquid assets, considering business plan, historical collection and outflow data. Monthly, semi-annually and annually cash projections are prepared and updated on a daily basis by the Corporate Finance Department.

The tables below show liabilities at 31 December 2014 and 2013 by their remaining contractual maturity. The amounts disclosed in the maturity table are the contractual undiscounted cash flows. Such undiscounted cash flows differ from the amount included in the statement of financial position because the statement of financial position amount is based on discounted cash flows. As the financial liabilities are paid from the cash generated from the ongoing operations, the maturity analysis of the financial assets as at the end of the reporting periods (in comparison with the financial liabilities) would not be useful, therefore, is not included in the tables below.

Notes to the financial statements

The maturity structure of the Company's financial liabilities as at 31 December 2014 is as follows:

In thousands of denars	Total	Demand and less than 1 month	From 1 to 3 months	From 3 to 12 months	From 12 months to 5 years
Trade payables	567,213	259,687	304,489	3,037	-
Liabilities to related parties	360,156	358,404	1,752	-	-
Other financial liabilities	802,732	70,536	15,375	245,090	471,731
	<u>1,730,101</u>	<u>688,627</u>	<u>321,616</u>	<u>248,127</u>	<u>471,731</u>

The maturity structure of the Company's financial liabilities as at 31 December 2013 is as follows:

In thousands of denars	Total	Demand and less than 1 month	From 1 to 3 months	From 3 to 12 months	From 12 months to 5 years
Trade payables	539,187	292,282	246,905	-	-
Liabilities to related parties	736,544	666,118	6,488	63,938	-
Other financial liabilities	835,430	54,093	-	195,334	586,003
	<u>2,111,161</u>	<u>1,012,493</u>	<u>253,393</u>	<u>259,272</u>	<u>586,003</u>

3.2. Capital risk management

The Company's objectives when managing capital are to safeguard the Company's ability to continue as a going concern in order to provide returns for shareholders and benefits for other stakeholders and to maintain an optimal capital structure to reduce the cost of capital. The total amount of equity managed by the Company, as at 31 December 2014, is MKD 14,057,432 thousand, as per local GAAP (2013: MKD 14,239,213 thousand). Out of this amount MKD 9,583,888 thousand (2013: MKD 9,583,888 thousand) represent share capital and MKD 958,389 thousand (2013: MKD 958,389 thousand) represent statutory reserves, which are not distributable (see note 2.12). The Company has also acquired treasury shares (see notes 2.11 and 16.1). The transaction is in compliance with the local legal requirements that by acquiring treasury shares the total equity of the Company shall not be less than the amount of the share capital and reserves which are not distributable to shareholders by law or by Company's statute. In addition, according the local legal requirements dividends can be paid out to the shareholders in amount that shall not exceed the net profit for the year as presented in the local GAAP financial statements of the Company, increased for the undistributed net profit from previous years or increased for the other distributable reserves, i.e. reserves that exceed the statutory reserves and other reserves defined by the Company's statute. The Company is in compliance with all statutory capital requirements.

3.3. Fair value estimation

Cash and cash equivalents, trade receivables and other current financial assets mainly have short term maturity. For this reason, their carrying amounts at the reporting date approximate their fair values.

The fair value of the non-current portion of trade receivables comprising of employee loans is determined by using discounted cash-flow valuation technique.

Financial assets available for sale include investment in equity instruments that are measured at fair value.

The fair value of publicly traded financial assets at fair value through profit and loss is based on quoted market prices at the financial statement date.

Financial liabilities included in the category Trade and other payables mainly have short term maturity. For this reason, their carrying amounts at the reporting date approximate their fair values.

The fair value of the long term financial liabilities is determined by using discounted cash-flow valuation technique.

4. CRITICAL ACCOUNTING ESTIMATES AND JUDGMENTS

The Company makes estimates and assumptions concerning the future. Estimates and judgments are continually evaluated and are based on historical experience and other factors, including expectations of future events that are believed to be reasonable under the circumstances. The most critical estimates and assumptions are outlined below.

Notes to the financial statements

4.1. Useful lives of assets

The determination of the useful lives of assets is based on historical experience with similar assets as well as any anticipated technological development and changes in broad economic or industry factors. The appropriateness of the estimated useful lives is reviewed annually, or whenever there is an indication of significant changes in the underlying assumptions. We believe that the accounting estimate related to the determination of the useful lives of assets is a critical accounting estimate since it involves assumptions about technological development in an innovative industry and heavily dependent on the investment plans of the Company. Further, due to the significant weight of depreciable assets in our total assets, the impact of any changes in these assumptions could be material to our financial position, and results of operations. As an example, if the Company was to shorten the average useful life of its assets by 10%, this would result in additional annual depreciation and amortization expense of approximately MKD 183,427 thousand (2013: MKD 177,689 thousand). See note 11 and 12 for the changes made to useful lives in 2014.

The Company constantly introduces a number of new services or platforms including, but not limited to the fiber-to-the-home rollout in the fixed line operations. In case of the introduction of such new services, the Company conducts a revision of useful lives of the already existing platforms, but in the vast majority of the cases these new services are designed to co-exist with the existing platforms, resulting in no change-over to the new technology. Consequently, the useful lives of the existing platforms usually do not require shortening.

In 2012 the Company conducted an item by item revision of the useful life of assets affected by the PSTN migration project of the Company, which in general resulted in shortening of their useful life. In January 2014 the Company performed the migration of the last PSTN customer thus completing the PSTN migration project (see note 10).

4.2. Estimated impairment of property, plant and equipment, and intangible assets

We assess the impairment of identifiable property, plant, equipment and intangibles whenever there is a reason to believe that the carrying value may materially exceed the recoverable amount and where impairment of value is anticipated. The calculations of recoverable amounts are primarily determined by value in use calculations, which use a broad range of estimates and factors affecting those. Among others, we typically consider future revenues and expenses, technological obsolescence, discontinuance of services and other changes in circumstances that may indicate impairment. If impairment is identified using the value in use calculations, we also determine the fair value less cost to sell (if determinable), to calculate the exact amount of impairment to be charged. As this exercise is highly judgmental, the amount of a potential impairment may be significantly different from that of the result of these calculations. Management has performed an impairment test based on a 10 years cash flow projection and used a perpetual growth rate of 2% (2013: 2%) to determine the terminal value after 10 years. The discount rate used was 9.36% (2013: 9.64%). The impairment test did not result in impairment. Management believes that no reasonably possible change in any of the above key assumptions would cause the carrying value of the cash-generating units to materially exceed its recoverable amount.

4.3. Estimated impairment of trade and other receivables

We calculate impairment for doubtful accounts based on estimated losses resulting from the inability of our customers to make the required payments. For the largest customers, international customers and for customers under liquidation and bankruptcy proceedings impairment is calculated on an individual basis, while for other customers it is estimated on a portfolio basis, for which we base our estimate on the aging of our account receivables balance and our historical write-off experience, customer credit-worthiness and recent changes in our customer payment terms (see note 2.3.1 (b)). These factors are reviewed periodically, and changes are made to the calculations when necessary. In 2014 the Company carried out detailed analysis on the groups of customers on which collective assessment of impairment is performed which resulted in changes in the related impairment rates due to different payment behavior, resulting in new impairment rates of trade and other receivables in 2014. If the financial condition of our customers were to deteriorate, actual write-offs of currently existing receivables may be higher than expected and may exceed the level of the impairment losses recognized so far (see note 3.1.2).

4.4. Provisions

Provisions in general are highly judgmental, especially in case of legal disputes. The Company assesses the probability of an adverse event as a result of a past event and if the probability of an outflow of economic benefits is evaluated to be more than 50%, the Company fully provides for the total amount of the estimated liability (see note 2.9). As the assessment of the

Notes to the financial statements

probability is highly judgmental in some cases the evaluation may not prove to be in line with the eventual outcome of the case. In order to determine the probabilities of an adverse outcome, the Company uses internal and external legal counsel.

4.5. Subscriber acquisition costs

Subscriber acquisition costs primarily include the loss on the equipment sales (revenues and costs presented on a gross basis) and fees paid to subcontractors that act as agents to acquire new customers or retain the existing subscribers. The Company's agents also spend a portion of their agent fees for marketing the Company's products, while a certain part of the Company's marketing costs could also be considered as part of the subscriber acquisition costs. The up-front fees collected from customers for activation or connection are marginal compared to the acquisition costs. These revenues and costs are recognized when the customer is connected to the Company's fixed network. No such costs or revenues are capitalized or deferred. These acquisition costs (losses) are recognized immediately as expense (Other operating expenses) as they are not accurately separable from other marketing costs. The total amount of agent fees in 2014 is MKD 1,323 thousand (2013: MKD 7,042 thousand).

5. CASH AND CASH EQUIVALENTS

In thousands of denars	2014	2013
Call deposits	616,044	563,069
Cash in bank	125,262	218,835
Cash on hand	824	792
	<u>742,130</u>	<u>782,696</u>

The interest rate on call deposits is in range from 0.30% p.a. to 1.00% p.a. (2013: from 0.30% p.a. to 1.00% p.a.). These deposits have maturities of less than 3 months.

The carrying amounts of the cash and cash equivalents are denominated in the following currencies:

In thousands of denars	2014	2013
MKD	640,700	580,447
EUR	101,274	201,832
USD	156	414
Other	-	3
	<u>742,130</u>	<u>782,696</u>

Following is the breakdown of call deposits and cash in bank with bank guarantee by credit rating of the Guarantor (see note 3.1.2):

In thousands of denars	2014	2013
Credit rating of the Guarantor: A	<u>722,025</u>	<u>746,692</u>
	<u>722,025</u>	<u>746,692</u>

Following is the breakdown of call deposits and cash in bank by credit rating in local banks without bank guarantee (see note 3.1.2):

In thousands of denars	2014	2013
Credit rating: BBB-	64	2,146
Credit rating: BB-	7,302	20,631
Credit rating: B-	11,817	12,435
Call deposits in local banks without rating	98	-
	<u>19,281</u>	<u>35,212</u>

The credit ratings in the table above represent either the credit rating of the local bank or the credit rating of the parent bank if no rating is available for the local bank.

Notes to the financial statements

6. DEPOSITS WITH BANKS

Deposits with banks represent cash deposits in reputable domestic banks, with interest rates from 1.45% p.a. to 1.60% p.a. (2013: 2.35% p.a.) and with maturity between 3 and 12 months.

The carrying amounts of the deposits with banks are denominated in the following currencies:

In thousands of denars	2014	2013
MKD	99,799	-
EUR	228,089	430,607
	<u>327,888</u>	<u>430,607</u>

Following is the breakdown of deposits with banks by categories and by credit rating of the Guarantor (see note 3.1.2):

In thousands of denars	2014	2013
Credit rating of the Guarantor: A	327,888	430,607
	<u>327,888</u>	<u>430,607</u>

7. TRADE AND OTHER RECEIVABLES

In thousands of denars	2014	2013
Trade debtors – domestic	2,254,230	2,300,211
Less: allowance for impairment	(933,027)	(951,615)
Trade debtors – domestic – net	<u>1,321,203</u>	<u>1,348,596</u>
Trade debtors – foreign	28,869	26,287
Less: allowance for impairment	(12,776)	-
Trade debtors – foreign – net	<u>16,093</u>	<u>26,287</u>
Receivables from related parties	781,165	796,390
Loans given to companies	9,000	9,000
Less: allowance for impairment	(9,000)	(9,000)
Loans given to companies – net	-	-
Loans to third parties	3,533	3,518
Less: allowance for impairment	(3,533)	(3,518)
Loans to third parties – net	-	-
Loans to employees	83,146	90,878
Other receivables	10,571	10,333
Less: allowance for impairment	(1,205)	(1,205)
Other receivables – net	<u>9,366</u>	<u>9,128</u>
Financial assets	2,210,973	2,271,279
Advances given to suppliers	82,873	92,232
Less: allowance for impairment	(62,817)	(62,817)
Advances given to suppliers – net	<u>20,056</u>	<u>29,415</u>
Prepayments and accrued income	81,389	72,362
	<u>2,312,418</u>	<u>2,373,056</u>
Less non-current portion: Loans to employees	(67,970)	(74,017)
Less non-current portion: Trade debtors – domestic	(228,900)	(247,237)
Current portion	<u>2,015,548</u>	<u>2,051,802</u>

Receivables from related parties represent receivables from T-Mobile Macedonia AD Skopje and members of Magyar Telekom Group and Deutsche Telekom Group (see note 28).

Loans to employees are collateralized by mortgages over real estate or with promissory note.

Loans to third parties represent loan with reference interest rate of 6 months EURIBOR with margin of 0.3%. Loans granted to employees carry effective interest rate of 4.55% p.a. (2013: 6.25% p.a. and 9.45% p.a.).

Notes to the financial statements

The non-current portion of Loans to employees represents receivables that are due within 14 years of the financial statement date. The non-current portion of domestic trade receivables represents receivables that are due within 4 years of the financial statement date.

As at 31 December 2014, domestic trade debtors of MKD 1,119,977 thousand (2013: MKD 1,101,010 thousand) are impaired. The aging of these receivables is as follows:

In thousands of denars	2014	2013
Less than 30 days	87,386	88,305
Between 31 and 180 days	73,652	31,737
Between 181 and 360 days	41,024	56,837
More than 360 days	917,915	924,131
	<u>1,119,977</u>	<u>1,101,010</u>

As at 31 December 2014, domestic trade receivables in amount of MKD 94,202 thousand (2013: MKD 167,417 thousand) were past due but not impaired. These are mainly related to customers for interconnection services assessed on individual basis in accordance with past Company experience and current expectations, as well as specified business and governmental customers that belong to certain age bands and are past due but not impaired, based on past experience of payment behavior (see note 2.3.1 and 4.3). The analysis of these past due domestic trade receivables is as follows:

In thousands of denars	2014	2013
Less than 30 days	33,570	72,802
Between 31 and 60 days	14,733	31,212
Between 61 and 90 days	9,325	19,364
Between 91 and 180 days	12,084	27,566
Between 181 and 360 days	24,490	6,726
More than 360 days	-	9,747
	<u>94,202</u>	<u>167,417</u>

The total amount of the provision for domestic trade debtors is MKD 933,027 thousand (2013: MKD 951,615 thousand). Out of this amount MKD 888,055 thousand (2013: MKD 896,113 thousand) relate to provision made according the aging structure of the above receivables, while the amount of MKD 1,339 thousand (2013: MKD 8,613 thousand) is from customers under liquidation and bankruptcy which are fully impaired. In addition, the Company has a specific provision calculated in respect of a certain group of customers in amount of MKD 43,633 thousand (2013: MKD 46,889 thousand). The total amount of the provision for foreign trade debtors is MKD 12,776 thousand (2013: nil).

The amount of impairment is mainly a result of receivables which are overdue more than 720 days. The total amount of fully impaired receivables is MKD 852,140 thousand (2013: MKD 884,088 thousand). These receivables are mainly from two way disconnected customers, dismantled customers, litigated customers and customers that are no longer using the Company services.

The fair values of financial assets within trade and other receivables category are as follows:

In thousands of denars	2014	2013
Trade debtors – domestic	1,321,203	1,348,596
Trade debtors – foreign	16,093	26,287
Receivables from related parties	781,165	796,390
Loans to employees	83,146	90,878
Other receivables	9,366	9,128
	<u>2,210,973</u>	<u>2,271,279</u>

Notes to the financial statements

Movement in allowance for impairment of domestic trade debtors:

In thousands of denars	2014	2013
Impairment losses at 1 January	951,615	947,741
Charge for the year	12,224	27,753
Write off	(18,036)	(23,879)
Impairment losses at 31 December	<u>945,803</u>	<u>951,615</u>

In 2013 and 2014 there is no movement in allowance for impairment of advances given to suppliers.

Amounts charged to the allowance account are generally written off when there is no expectation of recovering additional cash.

As at 31 December 2014, foreign trade debtors of MKD 12,776 thousand (2013: nil) are impaired. The aging of these receivables is as follows:

In thousands of denars	2014
Less than 30 days	326
Between 31 and 180 days	1,629
Between 181 and 360 days	1,955
More than 360 days	8,866
	<u>12,776</u>

As at 31 December 2014, foreign trade receivables in amount of MKD 6,674 thousand (2013: MKD 18,337 thousand) were past due but not impaired. These relate to a number of international customers assessed on individual basis in accordance with past Company experience and current expectations.

The analysis of these past due foreign trade receivables is as follows:

In thousands of denars	2014	2013
Less than 30 days	1,545	5,135
Between 31 and 60 days	213	4,715
Between 61 and 90 days	783	523
Between 91 and 180 days	203	470
Between 181 and 360 days	1	1
More than 360 days	3,929	7,493
	<u>6,674</u>	<u>18,337</u>

The Company has renegotiated domestic trade receivables in carrying amount of MKD 21,772 thousand (2013: MKD 53,389 thousand). The carrying amount of loans and receivables, which would otherwise be past due, whose terms have been renegotiated is not impaired if the collectability of the renegotiated cash flows are considered ensured.

The carrying amounts of the Company's non-current trade and other receivables are denominated in MKD.

The carrying amounts of the Company's current trade and other receivables are denominated in the following currencies:

In thousands of denars	2014	2013
MKD	1,819,848	1,718,686
EUR	193,468	330,160
USD	185	714
Other	2,047	2,242
	<u>2,015,548</u>	<u>2,051,802</u>

The credit quality of trade receivables that are neither past due nor impaired is assessed based on historical information about counterparty default rates.

Notes to the financial statements

Following are the credit quality categories of neither past due nor impaired domestic trade receivables:

In thousands of denars	2014	2013
Group 1	683,120	497,016
Group 2	26,052	187,377
Group 3	101,979	100,154
	<u>811,151</u>	<u>784,547</u>

Following are the credit quality categories of neither past due nor impaired foreign trade receivables:

In thousands of denars	2014	2013
Group 1	9,419	1,540
Group 2	-	6,410
	<u>9,419</u>	<u>7,950</u>

Group 1 – customers that on average are paying their bills before due date.

Group 2 – customers that on average are paying their bills on due date.

Group 3 – customers that on average are paying their bills after due date.

8. OTHER TAXES

8.1. Other taxes receivable

In thousands of denars	2014	2013
VAT receivable	8,245	7,278
Other taxes receivable	503	502
	<u>8,748</u>	<u>7,780</u>

8.2. Other taxes payable

In thousands of denars	2014	2013
VAT and other taxes payable	<u>26,629</u>	<u>20,322</u>
	<u>26,629</u>	<u>20,322</u>

9. INVENTORIES

In thousands of denars	2014	2013
Materials	89,729	101,669
Inventories for resale	39,002	47,259
Allowance for inventories	(7,930)	(9,565)
	<u>120,801</u>	<u>139,363</u>

Movement in allowance for inventories:

In thousands of denars	2014	2013
Allowance at 1 January	9,565	6,746
Write down of inventories to net realizable value	245	44
Write down of inventories	4,608	9,002
Write off	(6,488)	(6,227)
Allowance at 31 December	<u>7,930</u>	<u>9,565</u>

Notes to the financial statements

Allowance for inventory mainly relates to inventories for resale and obsolete materials (mainly materials related to installation of cables). Write down of inventories to net realizable value is based on the analysis of the lower of cost and net realizable value at the financial statement dates.

10. ASSETS HELD FOR SALE

Assets held for sale represent property, plant and equipment, within the Company which carrying amount will be recovered principally through sale transaction or exchange rather than through continuing use which is not considered by management to be probable. Management intentions are to sell these assets within one year, subject to extension in certain circumstances. There is a plan to sell or exchange these assets and either the management has started to actively market them at a reasonable price or there is already an arrangement for sale with a specific customer.

In December 2013, the Board of Directors of the Company brought a resolution for sale of the PSTN exchanges in line with the completion of the "All IP Transformation Project" where the Company migrated from PSTN to IP based services (see note 4.1). Accordingly, the carrying amount of these assets in amount of MKD 1,650 thousand was reclassified to assets held for sale in the Statement of financial position as at 31 December 2013. During 2014 part of these assets were sold, resulting in carrying amount of MKD 159 thousand as at 31 December 2014.

In addition, during 2014, the Company brought decisions for selling a number of other assets. The carrying amounts of the affected assets were reclassified to assets held for sale in the Statement of financial position. As at 31 December 2014 the balance of assets held for sale includes vehicles with carrying amount of MKD 9,057 thousand, buildings with carrying amount of MKD 136,114 thousand, and fiscal printers with carrying amount of MKD 13 thousand.

The assets presented as held for sale at the balance sheet date are accounted for at the lower of carrying value or fair value less cost to sell.

11. PROPERTY, PLANT AND EQUIPMENT

In thousands of denars	Land	Buildings	Telecommunication equipment	Other	Assets under construction	Total
Cost						
At 1 January 2013	25,113	6,128,191	24,531,498	3,006,908	656,107	34,347,817
Additions	85	15,739	854,492	157,515	590,668	1,618,499
Transfer from assets under construction (see note 12)	-	2,528	227,700	40,756	(346,761)	(75,777)
Disposals	-	(29,934)	(97,783)	(269,129)	-	(396,846)
Transfer to assets held for sale	-	(3,624)	(6,540,638)	(181,064)	-	(6,725,326)
At 31 December 2013	25,198	6,112,900	18,975,269	2,754,986	900,014	28,768,367
Depreciation						
At 1 January 2013	-	2,080,505	20,316,445	1,916,005	-	24,312,955
Charge for the year	-	167,783	883,239	314,436	-	1,365,458
Disposals	-	(29,579)	(97,783)	(256,927)	-	(384,289)
Transfer to assets held for sale	-	(2,332)	(6,538,989)	(150,342)	-	(6,691,663)
At 31 December 2013	-	2,216,377	14,562,912	1,823,172	-	18,602,461
Carrying amount						
At 1 January 2013	25,113	4,047,686	4,215,053	1,090,903	656,107	10,034,862
At 31 December 2013	25,198	3,896,523	4,412,357	931,814	900,014	10,165,906

Notes to the financial statements

In thousands of denars	Land	Buildings	Telecommunication equipment	Other	Assets under construction	Total
Cost						
At 1 January 2014	25,198	6,112,900	18,975,269	2,754,986	900,014	28,768,367
Additions	2,556	6,615	350,277	108,685	382,706	850,839
Transfer from assets under construction (see note 12)	-	10,100	447,417	63,267	(598,726)	(77,942)
Disposals	-	(26,544)	(115,256)	(66,438)	-	(208,238)
Transfer to assets held for sale	-	(333,132)	-	(67,109)	-	(400,241)
At 31 December 2014	<u>27,754</u>	<u>5,769,939</u>	<u>19,657,707</u>	<u>2,793,391</u>	<u>683,994</u>	<u>28,932,785</u>
Depreciation						
At 1 January 2014	-	2,216,377	14,562,912	1,823,172	-	18,602,461
Charge for the year	-	155,664	897,913	303,469	-	1,357,046
Disposals	-	(29,964)	(115,256)	(61,345)	-	(206,565)
Transfer to assets held for sale	-	(166,537)	-	(62,110)	-	(228,647)
Transfer between group of assets	-	(1,663)	-	1,663	-	-
At 31 December 2014	<u>-</u>	<u>2,173,877</u>	<u>15,345,569</u>	<u>2,004,849</u>	<u>-</u>	<u>19,524,295</u>
Carrying amount						
At 1 January 2014	<u>25,198</u>	<u>3,896,523</u>	<u>4,412,357</u>	<u>931,814</u>	<u>900,014</u>	<u>10,165,906</u>
At 31 December 2014	<u>27,754</u>	<u>3,596,062</u>	<u>4,312,138</u>	<u>788,542</u>	<u>683,994</u>	<u>9,408,490</u>

In 2014, the Company capitalized MKD 45,699 thousand (2013: nil) expenditures related to obtaining complete documentation for fixed line infrastructure in accordance to applicable laws in Republic of Macedonia (see note 2.6).

The reviews of the useful lives and residual values of property, plant and equipment during 2014 affected the lives of a several types of assets, mainly transmission equipment, hardware and network equipment. The change of the useful life on the affected assets was made due to technological changes and business plans of the Company.

The reviews resulted in the following change in the original trend of depreciation in the current and future years:

In thousands of denars	2014	2015	2016	2017	After 2017
(Decrease)/increase in depreciation	(19,930)	(22,677)	4,281	23,155	15,171
	<u>(19,930)</u>	<u>(22,677)</u>	<u>4,281</u>	<u>23,155</u>	<u>15,171</u>

Notes to the financial statements

12. INTANGIBLE ASSETS

In thousands of denars	Software and licenses	Concession	Other	Total
Cost				
At 1 January 2013	2,795,803	154,757	32,153	2,982,713
Additions	184,629	-	-	184,629
Transfer from assets under construction (see note 11)	75,777	-	-	75,777
Disposals	(866,928)	-	(32,153)	(899,081)
Transfer to assets held for sale	(58,880)	-	-	(58,880)
At 31 December 2013	<u>2,130,401</u>	<u>154,757</u>	<u>-</u>	<u>2,285,158</u>
Amortization				
At 1 January 2013	2,149,531	154,757	32,153	2,336,441
Charge for the year	233,741	-	-	233,741
Disposals	(866,928)	-	(32,153)	(899,081)
Transfer to assets held for sale	(57,954)	-	-	(57,954)
At 31 December 2013	<u>1,458,390</u>	<u>154,757</u>	<u>-</u>	<u>1,613,147</u>
Carrying amount				
At 1 January 2013	<u>646,272</u>	<u>-</u>	<u>-</u>	<u>646,272</u>
At 31 December 2013	<u>672,011</u>	<u>-</u>	<u>-</u>	<u>672,011</u>

In thousands of denars	Software and licenses	Concession	Other	Total
Cost				
At 1 January 2014	2,130,401	154,757	-	2,285,158
Additions	172,098	-	178,544	350,642
Transfer from assets under construction (see note 11)	77,943	-	-	77,943
Disposals	(41,843)	-	-	(41,843)
At 31 December 2014	<u>2,338,599</u>	<u>154,757</u>	<u>178,544</u>	<u>2,671,900</u>
Amortization				
At 1 January 2014	1,458,390	154,757	-	1,613,147
Charge for the year	244,204	-	49,596	293,800
Disposals	(41,843)	-	-	(41,843)
At 31 December 2014	<u>1,660,751</u>	<u>154,757</u>	<u>49,596</u>	<u>1,865,104</u>
Carrying amount				
At 1 January 2014	<u>672,011</u>	<u>-</u>	<u>-</u>	<u>672,011</u>
At 31 December 2014	<u>677,848</u>	<u>-</u>	<u>128,948</u>	<u>806,796</u>

In 2014 review of the TV content rights contracts was performed and two contracts were identified as qualifying for capitalization, considering the prospective application - the contracts are new or renegotiated after 1 January 2014; the non-cancellable term of the contracts being at least 12 months; the certainty of the content delivery; and that the cost of the content rights can be reliably estimated. Accordingly, these rights were recognized in 2014 in Intangible assets, category Other, at the net present value of future payments in amount of MKD 178,544 thousand and will be amortized over the contracts term, which is 3 years (see note 14 and 21).

Notes to the financial statements

The reviews of the useful lives of intangible assets during 2014 affected the lives of a number of assets, mainly software. The change on the useful life of the affected assets was made according to technological changes and business plans of the Company.

The reviews resulted in the following change in the original trend of amortization in the current and future years.

In thousands of denars	2014	2015	2016	2017	After 2017
(Decrease)/increase in amortization	(12,612)	(7,910)	8,433	9,925	2,164
	<u>(12,612)</u>	<u>(7,910)</u>	<u>8,433</u>	<u>9,925</u>	<u>2,164</u>

13. INVESTMENTS IN SUBSIDIARIES

In thousands of denars	2014	2013
T-Mobile Macedonia AD Skopje	2,791,453	2,791,453
e-Makedonija	6,138	6,138
	<u>2,797,591</u>	<u>2,797,591</u>

The subsidiaries of the Company and the ownership interest are presented below:

	Country of incorporation	Ownership interest 2014	Ownership interest 2013
T-Mobile Macedonia AD Skopje	Macedonia	100	100
e-Makedonija	Macedonia	100	100

During 2004, the Company established the e-Makedonija foundation with the main purpose support of information technology development in the Republic of Macedonia.

14. TRADE AND OTHER PAYABLES

In thousands of denars	2014	2013
Trade payables - domestic	523,118	471,092
Trade payables - foreign	44,095	68,095
Liabilities to related parties	360,156	736,544
Other financial liabilities	734,246	744,277
Financial liabilities	<u>1,661,615</u>	<u>2,020,008</u>
Accrued expenses	637,745	807,917
Deferred revenue	57,380	54,893
Advances received	54,616	47,888
Other	96,155	102,719
	<u>2,507,511</u>	<u>3,033,425</u>
Less non-current portion:		
Other financial liabilities	<u>(416,435)</u>	<u>(502,874)</u>
Current portion	<u>2,091,076</u>	<u>2,530,551</u>

Liabilities to related parties represent liabilities to T-Mobile Macedonia AD Skopje, members of Magyar Telekom Group and Deutsche Telekom Group (see note 28).

In the category Other financial liabilities MKD 533,089 thousand (2013: MKD 690,184 thousand) represent the carrying amount of long term payables related to the transaction for purchase and sale of buildings with an exchange completed in 2012. These liabilities are recognized initially at fair value and subsequently measured at amortized cost using the effective interest method. Financial liabilities of MKD 145,351 thousand (2013: nil) represent the carrying amount of long term payables related to the capitalization of certain content right contracts in 2014 (see note 12). These liabilities are recognized initially at the net present value of future payments and subsequently measured at amortized cost using the effective interest method. The unwinding of the discount is being recognized in Interest expense in Profit and loss (see note 21). The carrying amount of these liabilities approximates their fair value as the related cash flows are discounted with an interest rate of 6% p.a. which is the observable at the market for similar long term financial liabilities.

Notes to the financial statements

The carrying amounts of the current portion of trade and other payables are denominated in the following currencies:

In thousands of denars	2014	2013
MKD	1,390,080	2,065,951
EUR	663,658	413,628
USD	30,799	44,872
Other	6,539	6,100
	<u>2,091,076</u>	<u>2,530,551</u>

15. PROVISION FOR OTHER LIABILITIES AND CHARGES

In thousands of denars	Legal cases	Other	Total
1 January 2013	129,405	34,816	164,221
Additional provision	3,054	29,069	32,123
Unused amount reversed	(27,496)	(6,645)	(34,141)
Used during period	(59,688)	(13,394)	(73,082)
31 December 2013	<u>45,275</u>	<u>43,846</u>	<u>89,121</u>

In thousands of denars	Legal cases	Other	Total
1 January 2014	45,275	43,846	89,121
Additional provision	5,401	15,921	21,322
Unused amount reversed	(1,174)	(878)	(2,052)
Used during period	(1,197)	(12,247)	(13,444)
31 December 2014	<u>48,305</u>	<u>46,642</u>	<u>94,947</u>

Analysis of total provisions:

In thousands of denars	2014	2013
Non-current (Other)	44,256	41,460
Current	<u>50,691</u>	<u>47,661</u>
	<u>94,947</u>	<u>89,121</u>

Provisions for legal cases relate to certain legal and regulatory claims brought against the Company.

There are a number of legal cases for which provisions were recognized, none of which are individually material, therefore not disclosed. Management recognizes a provision for its best estimate of the obligation but does not disclose the information required by paragraph 85 of IAS 37 because the management believes that to do so would seriously prejudice the outcome of the case. Management does not expect that the outcome of these legal claims will give rise to any significant loss beyond the amounts provided at 31 December 2014.

Other includes provision made for the contractual obligation of the Company to pay to employees three average monthly salaries in Republic of Macedonia at their retirement date (see note 2.15.1) and provision made for the Variable II incentive programs (see note 29). The provision is recognized against Personnel expenses in the Profit for the year.

16. CAPITAL AND RESERVES

Share capital consists of the following:

In thousands of denars	2014	2013
Ordinary shares	9,583,878	9,583,878
Golden share	10	10
	<u>9,583,888</u>	<u>9,583,888</u>

Share capital consists of one golden share with a nominal value of MKD 9,733 and 95,838,780 ordinary shares with a nominal value of MKD 100 each.

Notes to the financial statements

The golden share with a nominal value of MKD 9,733 is held by the Government of the Republic of Macedonia. In accordance with Article 16 of the Statute, the golden shareholder has additional rights not vested in the holders of ordinary shares. Namely, no decision or resolution of the Shareholders' Assembly related to: generating, distributing or issuing of share capital; integration, merging, separation, consolidation, transformation, reconstruction, termination or liquidation of the Company; alteration of the Company's principal business activities or the scope thereof; sale or abandonment either of the principal business activities or of significant assets of the Company; amendment of the Statute of the Company in such a way so as to modify or cancel the rights arising from the golden share; or change of the brand name of the Company; is valid if the holder of the golden share, votes against the respective resolution or decision. The rights vested in the holder of the golden share are given in details in the Company's Statute.

As at 31 December 2014 and 2013, the shares of the Company, were held as follows:

In thousands of denars	2014	%	2013	%
Stonebridge AD Skopje	4,887,778	51.00	4,887,778	51.00
Government of the Republic of Macedonia	3,336,497	34.81	3,336,497	34.81
The Company (treasury shares)	958,388	10.00	958,388	10.00
International Finance Corporation (IFC)	157,468	1.64	171,122	1.79
Other minority shareholders	243,757	2.55	230,103	2.40
	<u>9,583,888</u>	<u>100.00</u>	<u>9,583,888</u>	<u>100.00</u>

16.1. Treasury shares

The Company acquired 9,583,878 of its own shares, representing 10% of its shares, through the Macedonian Stock Exchange during June, 2006. The total amount paid to acquire the shares, net of income tax, was MKD 3,843,505 thousand. The shares are held as treasury shares. As a result of the findings of the Investigation, for one consultancy contract, the payments of which was derecognized from treasury shares (see note 1.3).

The amount of treasury shares of MKD 3,738,358 thousand (after derecognition), has been deducted from shareholders' equity. The Company has the right to reissue these shares at a later date. All shares issued by the Company were fully paid.

16.2. Statutory reserves

With the changes of the Law on Trading Companies effective from 1 January 2013, the Company is required to set aside 5 percent of its net statutory profit for the year in a statutory reserve until the level of the reserve reaches 1/10 of the share capital. As the Company has reached the 1/5 of the share capital in statutory reserves in prior years, in 2013, the excess over the 1/10 of the share capital in the amount of MKD 958,388 thousand was transferred from statutory reserves to retained earnings.

17. REVENUES

In thousands of denars	2014	2013
Voice retail	1,543,209	1,831,370
Voice wholesale	1,446,044	1,837,670
Internet	1,229,972	1,196,872
Data	804,608	765,961
TV	485,978	438,259
Equipment	268,644	364,726
SI/IT	144,542	80,964
Other	134,332	183,609
	<u>6,057,329</u>	<u>6,699,431</u>

Notes to the financial statements

18. PERSONNEL EXPENSES

In thousands of denars	2014	2013
Salaries	565,569	633,759
Contributions on salaries	196,920	232,794
Bonus payments	96,295	120,382
Other staff costs	92,497	428,579
Capitalized personnel costs	(57,236)	(85,705)
	<u>894,045</u>	<u>1,329,809</u>

Other staff costs include termination benefits for 11 employees leaving the Company in 2014 (2013: 182 employees), holiday's allowance and other benefits.

Bonus payments also include the cost for Variable II programs (see note 29).

19. OTHER OPERATING EXPENSES

In thousands of denars	2014	2013
Purchase cost of goods sold	330,882	361,599
Services	290,857	330,104
Royalty payments	279,075	238,217
Materials and maintenance	255,113	269,305
Energy	179,616	221,731
Marketing and donations	176,875	120,491
Subcontractors	172,534	177,364
Fees, levies and local taxes	96,349	82,803
Rental fees	39,238	42,578
Consultancy	21,046	65,227
Impairment losses on trade and other receivables	12,224	27,753
Insurance	10,998	14,127
Write down of inventories	4,608	9,002
Write down of inventories to net realizable value	245	44
Other	17,083	18,419
	<u>1,886,743</u>	<u>1,978,764</u>

Services mainly include postal expenses, security, cleaning, mobile telecommunication services and utilities.

20. OTHER OPERATING INCOME

In thousands of denars	2014	2013
Net gain on sale of PPE	9,215	19,650
Other	16,108	37,885
	<u>25,323</u>	<u>57,535</u>

In 2014 amount of MKD 11,850 thousand in the category Other represents income from insurance compensation for damaged CPE devices. In 2013 Other mainly includes compensation from T-Systems International for the contribution of the Company in the design and other activities of the DT Group Next Generation Customer Relationship Management (NG CRM) project related to the termination of the Project Service Agreement due to the changes of the governance model assuming full local accountability for the project.

Notes to the financial statements

21. FINANCE EXPENSES

In thousands of denars	2014	2013
Interest expense	43,460	54,121
Bank charges and other commissions	5,857	9,152
Fair value trough profit and loss	-	7,073
Net foreign exchange loss	3,446	-
	<u>52,763</u>	<u>70,346</u>

Interest expense in amount of MKD 38,607 thousand (2013: MKD 49,586 thousand) represents the unwinding of the discount related to the carrying amount of long term payables from the transaction for purchase and sale of buildings with an exchange completed in 2012, recognized initially at fair value and subsequently measured at amortized cost using the effective interest method. Interest expense in amount of MKD 1,330 thousand (2013: nil) represents the unwinding of the discount related to the carrying amount of long term payables from the content right contracts capitalized in 2014, recognized initially at the net present value of future payments and subsequently measured at amortized cost using the effective interest method (see note 14).

22. FINANCE INCOME

In thousands of denars	2014	2013
Dividend income	2,079,207	2,464,210
Interest income	14,838	56,594
Fair value trough profit and loss	794	-
Net foreign exchange gain	-	3,548
	<u>2,094,839</u>	<u>2,524,352</u>

Interest income is generated from financial assets classified as loans and receivables.

The major part of dividend income in 2014 is dividend received from T-Mobile Macedonia AD Skopje in the amount of MKD 2,079,076 thousand (2013: MKD 2,462,569 thousand).

23. INCOME TAX EXPENSE

Reconciliation of effective tax rate:

In thousands of denars		2014
Profit before tax		<u>2,601,815</u>
Income tax	10.00%	260,182
Non-deductible expenses	0.59%	15,296
Tax exempt revenues	(7.99%)	(207,922)
Tax incentives	(0.01%)	(213)
Income tax on distributed dividend	10.44%	271,615
	<u>13.03%</u>	<u>338,958</u>

Commencing from 1 January 2009 and during 2010 the Government of the Republic of Macedonia has introduced several modifications and changes in the Profit Tax Law. According these changes the base for computation of income tax were non-deductible expenses incurred during the fiscal year, while the income tax was payable at the moment of profit distribution in a form of dividend to a foreign legal entities, foreign and domestic individuals. Dividend distribution among domestic companies was tax exempt.

In January 2014 the profit tax law was amended whereby the income tax is payable at the moment of dividend distribution regardless of the ownership structure. In accordance with these changes applicable as of January 2014, the income tax in Macedonia ceased to have the characteristics of withholding taxes. Consequently, as per IAS 12, the income tax arising from the payment of dividends was accounted for as a liability and expense in the period in which dividends were declared, regardless of the actual payment date or the period for which the dividends were paid. This resulted in recognition of income tax expense in amount of MKD 271,615 thousand in the first quarter of 2014 on the dividends distributed in 2014.

Notes to the financial statements

As of 1 August 2014, new profit tax law came into force being applicable from 1 January 2015 for the net income for 2014, with which the base for income tax computation had been shifted from income "distribution" concept to the profit before taxes. According to the provisions of the new law, the tax base is the profit generated during the fiscal year increased for non-deductible expenses and reduced for deductible revenue (i.e. dividends already taxed at the payer) and the income tax rate is 10%. In line with these changes income tax for the year was calculated and recorded in the 2014 Statement of comprehensive income (see note 2.17).

Up to now the tax authorities had carried out a full-scope tax audits at the Company for 2005 and the years preceding. Additionally, audit of personal income tax was carried out by the tax authorities for the period 1 January 2005 to 31 March 2006. During 2010 there was tax audit conducted by the Public revenue office for income tax for 2008 and 2009, withholding tax for 2007 and 2008 and VAT for 2009. In addition, in 2011 the Public revenue office conducted tax audit for withholding tax for 2010 and tax audit over certain service contracts from Transfer pricing perspective which were without any findings. In 2012 the Public revenue office conducted tax audit for VAT for August 2012 at the Company which was without findings.

The tax authorities may at any time inspect the books and records within 5 years subsequent to the reported tax year, and may impose additional tax assessments and penalties. In a case of tax evasion or tax fraud the statute of limitations may be extended up to 10 years. The Company's management is not aware of any circumstances, which may give rise to a potential material liability in this respect other than those provided for in these financial statements.

24. DIVIDENDS

The Shareholders' Assembly of the Company, at its meeting, held on 27 March 2014 adopted a Resolution for the dividend payment for the year 2013. The Resolution on dividend payment for 2013 is in the gross amount of MKD 2,716,253 thousand from the net profit for the year 2013. The dividend was paid out in April 2014. Up to date of issuing of these financial statements, no dividends have been declared for 2014.

25. LEASES AND OTHER COMMITMENTS

25.1. Operating lease commitments – where the Company is the lessee:

Operating lease commitments – where the Company is the lessee, are mainly from lease of business premises and other telecommunications facilities.

The future aggregate minimum lease payments under non-cancellable operating leases are as follows:

In thousands of denars	2014	2013
Not later than 1 year	23,047	24,944
Later than 1 year and not later than 5 years	36,601	56,579
Later than 5 years	4,152	528
	<u>63,800</u>	<u>82,051</u>

25.2. Operating lease commitments – where the Company is the lessor:

Operating lease commitments – where the Company is the lessor are mainly from lease of working premises.

The future aggregate minimum lease receivables under non-cancellable operating leases are as follows:

In thousands of denars	2014	2013
Not later than 1 year	3,203	3,241
Later than 1 year and not later than 5 years	6,102	8,631
	<u>9,305</u>	<u>11,872</u>

25.3. Capital commitments

The amount authorized for capital expenditure as at 31 December 2014 was MKD 292,191 thousand (2013: MKD 235,029 thousand). The amount authorized for capital expenditure as at 31 December 2014 mainly relates to telecommunication assets.

Notes to the financial statements

26. ADDITIONAL DISCLOSURES ON FINANCIAL ASSETS

The Company classifies fair value measurements using a fair value hierarchy that reflects the significance of the inputs used in making the measurements. The fair value hierarchy has the following levels:

- (a) quoted prices (unadjusted) in active markets for identical assets (Level 1);
- (b) inputs other than quoted prices included within Level 1 that are observable for the asset, either directly or indirectly (Level 2); and
- (c) inputs for the asset that are not based on observable market data (Level 3).

The level in the fair value hierarchy within which the fair value measurement is categorized in its entirety is determined on the basis of the lowest level input that is significant to the fair value measurement in its entirety. The significance of an input is assessed against the fair value measurement in its entirety.

There was no transfer between Level 1 and Level 2 financial assets.

26.1. Financial assets – Carrying amounts and fair values

The table below shows the categorization of financial assets as at 31 December 2013.

Assets In thousands of denars	Financial assets		Carrying amount	Fair value
	Loans and receivables	At fair value through profit and loss (Level 1)		
Cash and cash equivalents	782,696	-	782,696	782,696
Deposits with banks	430,607	-	430,607	430,607
Trade and other receivables	2,271,279	-	2,271,279	2,271,279
Financial assets at fair value through profit and loss	-	43,762	43,762	43,762

The table below shows the categorization of financial assets as at 31 December 2014.

Assets In thousands of denars	Financial assets		Carrying amount	Fair value
	Loans and receivables	At fair value through profit and loss (Level 1)		
Cash and cash equivalents	742,130	-	742,130	742,130
Deposits with banks	327,888	-	327,888	327,888
Trade and other receivables	2,210,973	-	2,210,973	2,210,973
Financial assets at fair value through profit and loss	-	44,549	44,549	44,549

Loans and receivables are measured at amortized cost, while available-for-sale and held-for-trading assets are measured at fair value.

Cash and cash equivalents, bank deposits, trade receivables and other current financial assets mainly have short times to maturity. For this reason, their carrying amounts at the end of the reporting period approximate their fair values.

Financial assets available for sale include insignificant investment in equity instruments, measured at fair value.

Financial assets at fair value through profit or loss include investments in equity instruments in the amount of MKD 44,549 thousand (2013: MKD 43,762 thousand) calculated with reference to the Macedonian Stock Exchange quoted bid prices. Changes in fair values of other financial assets at fair value through profit or loss are recorded in finance income/expenses in the Profit for the year (see note 21 and 22). The cost of these equity investments is MKD 31,786 thousand (2013: MKD 31,786 thousand).

26.2. Other disclosures about financial instruments

There were no financial assets or liabilities, which were reclassified into another financial instrument category.

No financial assets were transferred in such a way that part or all of the financial assets did not qualify for de-recognition.

Notes to the financial statements

27. CONTINGENCIES

The Company has contingent liabilities in respect of legal and regulatory claims arising in the ordinary course of business. The major part of the contingent liabilities relate to 13 requests for initiating misdemeanor procedures from regulatory bodies for alleged breach of certain deadlines for decision upon subscriber's request and related to alleged abuse of dominant position on the market. The maximum possible fine for each individual case is 4% in 10 cases; 7% in 1 case and 10% in 2 cases of the annual revenue from the previous year, in accordance with the previously effective local legislation possibly applicable. Management believes, based on legal advice, that it is not probable that a significant liability will arise from these claims because of unsubstantial basis for initiating of these misdemeanor procedures. It is not anticipated by the management that any material liabilities will arise from the contingent liabilities other than those provided for (see note 15).

28. RELATED PARTY TRANSACTIONS

All transactions with related parties arise in the normal course of business and their value is not materially different from the terms and conditions that would prevail in arms-length transactions.

Transactions with related parties mainly include provision and supply of telecommunication services. The amounts receivable and payable are disclosed in the appropriate notes (see note 7 and 14).

The revenues and expenses with the Company's related parties are as follows:

In thousands of denars	2014		2013	
	Revenues	Expenses	Revenues	Expenses
Subsidiary				
T-Mobile Macedonia AD Skopje	684,962	635,409	596,493	980,360
Controlling owner				
Magyar Telekom Plc	-	31,317	26	38,694
Subsidiaries of the controlling owner				
Telemakedonija AD	14	-	40	-
T-Systems Magyarország Zrt.	-	-	23,079	11
Novatel	11,911	2,993	7,186	3,978
Ultimate parent company				
Deutsche Telekom AG	938,541	142,027	1,284,390	160,878
Subsidiaries of the ultimate parent company				
Hrvatski Telekom	-	-	176	-
T-Mobile Czech Republic	-	175	-	-
T-Mobile International Austria GmbH	-	3	-	-
T-Systems International GmbH	12,749	1,338	4,545	5,432
OTE Globe	18,321	16,271	22,898	22,099
Telekom Romania Mobile Communications S.A.	37	915	-	915
T-Mobile International UK Limited	547	-	-	-
Detecon International GmbH	-	-	2	16
Slovak Telekom	-	-	-	13

Notes to the financial statements

The receivables and payables with the Company's related parties are as follows:

In thousands of denars	2014		2013	
	Receivables	Payables	Receivables	Payables
Subsidiary				
T-Mobile Macedonia AD Skopje	663,734	270,698	551,675	604,254
Controlling owner				
Magyar Telekom Plc	1,120	5,185	36	7,131
Subsidiaries of the controlling owner				
Telemakedonija AD	-	-	6	-
T-Systems Magyarország Zrt.	-	-	1,058	-
Novatel	1,351	166	3,445	1,334
Crnogorski Telekom	-	-	78	-
Ultimate parent company				
Deutsche Telekom AG	108,848	71,904	196,140	107,158
Subsidiaries of the ultimate parent company				
T-Systems International GmbH	3,217	7,264	36,914	7,254
T-Mobile Czech Republic	-	98	-	-
T-Mobile International Austria GmbH	-	299	-	-
T-Mobile International UK Limited	32	-	-	-
Hrvatski Telekom	-	-	176	-
OTE Globe	2,863	2,421	6,862	6,408
Telekom Romania Mobile Communications S.A.	-	2,121	-	3,005

29. KEY MANAGEMENT COMPENSATION

The compensation of the key management of the Company, including taxation charges and contributions, is presented below:

In thousands of denars	2014	2013
Short-term employee benefits (including taxation)	87,341	86,746
State contributions on short-term employee benefits	6,333	6,950
Long-term incentive programs	9,554	15,675
	<u>103,228</u>	<u>109,371</u>

The remuneration of the members of the Company's Board of Directors, which amounted to MKD 5,961 thousand (2013: MKD 5,373 thousand) is included in Short-term employee benefits. These are included in Personnel expenses (see note 18).

A variable performance-based long-term-incentive program, named Variable II Program, was launched in 2012 as part of the global DT Group-wide compensation tool for the companies, which promotes the medium and long-term value enhancement of DT Group, aligning the interests of management and shareholders.

The Variable II Program for 2012 is applicable from 1 January 2012 until 31 December 2015, with two bridging programs: Variable II Bridging program I, with implementation period from 1 January 2012 to 31 December 2013 and Variable II Bridging program II, with implementation period from 1 January 2012 to 31 December 2014. The Variable II Program for 2013 is applicable from 1 January 2013 until 31 December 2016. The Variable II Program for 2014 is applicable from 1 January 2014 until 31 December 2017.

The Variable II is measured based on the fulfillment of four equally weighted Group long term performance parameters (adjusted earnings per share (EPS); adjusted return on capital employed (ROCE); customer satisfaction and employee satisfaction). Each parameter determines a quarter of the award amount. Levels of target achievement are capped at 150% and target achievement levels greater than 150% are disregarded in all four performance parameters. The assessment period is four years and is based on average target achievement across the four years planned.

Program participants are Company's top managers who have accepted participation in the designated time frame.

Notes to the financial statements

The expenses incurred by the Company related to the Variable II programs are shown within Long-term incentive programs (see note 15 and 18).

30. EVENTS AFTER THE FINANCIAL STATEMENT DATE

There are no events after the financial statement date that would have impact on the 2014 profit for the year, statement of financial position or cash flows.